

DREMEL

DREMEL

Cordless MULTIPRO™ Tool Kit - 7.2V, 2-speed (10,000 and 20,000 RPM). Accepts accessories up to 1/8" shank. Shaft lock for easy bit changing. Light and compact design makes it easy to handle. Removable battery with 3 hour charge time. Includes battery, charger, 50 accessories, and storage bag. Refer to model No. 757-01 for replacement battery pack.



Product No.	Mfg. No.	Description	Order Mult.	Weight	Unit Cost
374040-A	7700-02	7.2v Rotary Tool	1/0/4	3.313	44.99 KT

DREMEL

Replacement Battery Pack - For model No. 7700-01 Multipro™ tool, 7.2V.



Product No.	Mfg. No.	Description	Order Mult.	Weight	Unit Cost
383686-B	757-01	7.2v Battery	1/0/2	.550	21.99 EA

DREMEL

MULTIPRO™ Tool - 35,000 RPM. Single speed. Long-life, lubricated bronze sleeve bearing motor provides steady power, smooth operation. 1/8" quick change collet. Tapered shape for comfortable control. Double insulated motor, no grounding required. 6' 2-wire cord. Includes 10-piece accessory set.



Product No.	Mfg. No.	Description	Order Mult.	Weight	Unit Cost
351602-A	275-02	Single Speed Moto-tool	1/0/4	2.250	39.99 KT

DREMEL

MultiPro™ Rotary Tool Kit - 15,000 to 35,000 RPM. Lubricated bronze sleeve bearing motor for smooth operation. Tapered shape for comfortable control. Double insulated motor, no grounding required. 6' 2-wire cord, no adapter plug needed. Keyless chuck for bits up to 1/8" shank. Uses collets from 1/32" to 1/8". Kit contains 2-speed Moto-Pro Rotary Tool, carrying case, and 30-piece accessory set.



Product No.	Mfg. No.	Description	Order Mult.	Weight	Unit Cost
324367-A	2850-02	Moto Tool Kit W/case	1/0/4	2.750	59.99 KT

POWER TOOLS

DREMEL

MultiPro 400 XPR™ Rotary Tool Kit - Rotary tool works with heavy-duty attachments for tough jobs. 5000 to 35,000 RPM. Includes: Tool box style case, circle cutter, flex shaft, garden sharpener, and 51 assorted accessories.



Product No.	Mfg. No.	Description	Order Mult.	Weight	Unit Cost
315126-A	400-3/51	Xpr Rotary Tool	1/0/2	3.500	79.99 KT

DREMEL

10.8V Cordless Rotary Tool - Variable speed (5000 to 35,000 RPM). Lithium ion battery has the *no memory effects* battery that can be recharged at any time without damaging the battery capacity. Battery holds charge up to 6 times longer than nickel cadmium batteries. Accepts entire system of Dremel attachments and accessories. Shaft lock for easy bit changing. Light and compact design makes it easy-to-handle. Removable battery with 3 hour charge time. Includes battery, charger, 60 accessories, and storage case.



Product No.	Mfg. No.	Description	Order Mult.	Weight	Unit Cost
347566-A	8000-01	10.8v Rotary Tool	1/0/2	4.900	74.99 EA

DREMEL

Replacement Battery pack - Replacement lithium ion battery pack for model No. 8000-01 cordless rotary tool, 10.8V. Lithium ion battery has the *no memory effects* battery that can be recharged at any time without damaging the battery capacity.



Product No.	Mfg. No.	Description	Order Mult.	Weight	Unit Cost
341320-A	855-01	10.8v Lithium Battery	1/0/2	.550	34.99 EA

DREMEL

185-Piece Accessory Kit - Accessory kit for organized storage of the popular Dremel accessories. Consists of regular and heavy-duty cut-off wheels, drum sander, sanding bands, sandpaper discs, polishing compounds, felt polishing wheels, paste brush, carbon steel brush, aluminum oxide grinding stones, silicon carbide grinding stones, dressing stone, 1/8" bit, mandrels, wrench, lawn mower and garden tool sharpener, and heavy-duty reusable carrying case.



Product No.	Mfg. No.	Description	Order Mult.	Weight	Unit Cost
319701-C	699-01	185pc Mega Accessory Kit	1/0/3	3.233	39.99 EA

POWER TOOLS

DREMEL

DREMEL

Multipurpose Cutting Kit - Ideal for cutting drywall, ceiling tile, wood, plastic, fiberglass, laminate, and vinyl siding. Kit includes 2 drywall cutting bits and 1 multipurpose bit.



Product No.	Mfg. No.	Description	Order Mult.	Weight	Unit Cost
366609-C	565	Multipurpose Cutting Kit	1/0/4	.379	17.49 CD

DREMEL

Mini Saw Blade Attachment - Cuts perpendicular cuts up to 1/4" thick. Quick connect system attaches to rotary tool in seconds. Clear housing for additional visibility. Fits model No. 275, 285, 395, 398, and 780. Includes: attachment, model No. 546 saw blade, and drive adapter.



Product No.	Mfg. No.	Description	Order Mult.	Weight	Unit Cost
309427-C	670	Min Saw Blade Attachment	1/0/4	.375	29.99 EA

DREMEL

Right Angle Attachment - Allows additional versatility of rotary tool by reaching into tight spaces. Ball bearing and spiral bevel gears provide smooth and cool operation. Coupling system allows 12 different directions. Quick connect system easily attaches to tool in place of the housing cap, no wrenches required.



Product No.	Mfg. No.	Description	Order Mult.	Weight	Unit Cost
367028-D	575	Drive Angle Attachment	1/0/4	.500	31.49 CD

DREMEL

XPR™ Planer Attachment - Attachment designed to be used with the MultiPro 400 XPR™. 2-1/4" cutting surface ideal for planing stuck doors. Removes 1/64" stock per pass. 90° and 45° edge guide for material removal. Cuts for window casings, hardwood flooring, plywood, particle board, laminate countertops.



Product No.	Mfg. No.	Description	Order Mult.	Weight	Unit Cost
315135-B	PL400	Xpr Planer Attachment	1/0/2	.550	19.99 EA

DREMEL

XRP™ Mini Saw Attachment - Saw attachment designed to be used with the MultiPro 400 XPR™. Accepts U or T-shank jigsaw blades. Cuts up to 1" material in wood, plastic, paneling, drywall, and less than 1/8" thick metal.



Product No.	Mfg. No.	Description	Order Mult.	Weight	Unit Cost
315162-B	MS400	Xpr Saw Attachment	1/0/2	1.150	29.99 EA

DREMEL

DremeLite™ Attachment - DremeLite™ attachment lights up work surface. Full brightness at speeds of 10,000 RPM or higher. Lifetime warranty on LED lights. For Dremel tool model No. 275, 285, 395, 398, and 780.



Product No.	Mfg. No.	Description	Order Mult.	Weight	Unit Cost
309761-C	677	Dremelite Attachment	1/0/4	.125	13.99 EA

DREMEL

Chainsaw Sharpener Attachment - Use to sharpen dull chainsaws. For use with Dremel rotary tools (model No. 275, 285, 395, 398, and 781). Includes: Sharpening attachment, 3 sharpening stones, 2 spacers, gauge, and wrench.



Product No.	Mfg. No.	Description	Order Mult.	Weight	Unit Cost
319435-C	1453	Chainsaw Sharpener Attach	1/0/3	.333	10.99 EA

DREMEL

Drill Press Stand Work Station - For precision drilling, routing, grooving. 6" square work surface. Articulating tool holder allows user to drill at 90° vertical and increments of 15° up to 90° horizontal. Holds tool at 90° horizontal for polishing and sanding. Telescoping flex shaft tool stand holds rotary tool with flex shaft. For use with Dremel rotary tools. *Rotary tool not included.*



Product No.	Mfg. No.	Description	Order Mult.	Weight	Unit Cost
315397-B	220-01	Drill Press Stand	1/0/2	5.000	44.99 EA

DREMEL

DREMEL

Flex-Shaft For Moto-Tool - Allows fingertip control for tight corners and hard-to-reach areas. 36" cable for Moto-Tools model No. 395, 285, and 275. 1/2" diameter hand piece. For light-duty wood carving.



Product No.	Mfg. No.	Description	Order Mult.	Weight	Unit Cost
315389-B	225	Flex-shaft Moto-tool	1/0/4	1.250	29.99 EA

DREMEL

Router Attachment - Use with Dremel rotary tool to shape edges, cut rabbets, dados, mortise, tongue and groove, etc. Use freehand to carve letters, patterns, etc. 2 depth stops with quick release for rapid adjustment of routing depth. Double handle design for greater control. Bit storage in handles. Routs circles from 2-1/2" to 4" radius. Edge guide adjusts from, 0" to 4-1/2". Use with Dremel tool model No. 270, 275, 280, 285, 370, and 395. Tool not included.



Product No.	Mfg. No.	Description	Order Mult.	Weight	Unit Cost
322253-B	335	Router Attachment	1/0/2	1.280	29.99 EA

DREMEL

145-Piece Accessory Kit - Accessory kit for organized storage of the popular Dremel accessories. Consists of: 1 high speed cutter, 20 cut-off wheels, 15 heavy-duty cut-off wheels, (5) 1-1/4" reinforced cut-off wheels, (1) 1/2" drum sander, (4) 1/2" sanding bands 60 grit, (4) 1/2" sanding bands 120 grit, 1/4" drum sander, (3) 1/4" sanding bands 60 grit, (3) 1/4" sanding bands 120 grit, 22 coarse sandpaper discs, 24 medium sandpaper discs, 22 fine sandpaper discs, polishing compound, 5 felt polishing wheels, paste brush, carbon steel brush, 3 aluminum oxide grinding stones, 2 silicon carbide grinding stones, dressing stone, 1/8" bit, 2 mandrels, wrench, lawn mower and garden tool sharpener, and heavy-duty reusable carrying case.



Product No.	Mfg. No.	Description	Order Mult.	Weight	Unit Cost
347426-B	697-05	145pc Accessory Kit	1/0/3	1.567	23.99 SET

DREMEL

69-Piece Cut-Off Wheel Set - Consists of: 1 screw mandrel, model No. 402; 36 cut-off wheels, model No. 409; 22 heavy-duty cut-off wheels, model No. 420 (.040" thick); 6 cut-off wheels, model No. 540 (1-1/4" thick); and 4 fiberglass reinforcement cut-off wheels, model No. 426. Tool not included.



Product No.	Mfg. No.	Description	Order Mult.	Weight	Unit Cost
308579-C	688-01	69pc Astd Cutoff Wheel	1/4/32	.266	15.99 SET

POWER TOOLS

Freud Inc

Diablo™ Carbide Tipped Circular Saw Blade - Super thin laser cut kerf (small diameter blades only) provides faster, cleaner, more exacting cuts. Perma-Shield coating shields blade against heat, gumming, and corrosion. Durable micrograin titanium carbide tipped teeth are impact-resistant to hold their edge longer. Laser cut stabilizer vents trap noise and vibration and stabilize blade. Laser cut heat expansion slots reduce heat and blade warp. Tri-metal shock-resistant brazing for stronger carbide teeth.



Product No.	Mfg. No.	Description	Order Mult.	Weight	Unit Cost
320913-C	D0436X	4-3/8" diameter, 36T, 20mm arbor, carded	1/0/25	.320	16.49 EA
320959-C	D0516X	5-3/8" diameter, 16T, 10mm arbor, carded	1/0/25	.320	14.49 EA
320968-C	D0524X	5-3/8" diameter, 24T, 10mm arbor, carded	1/0/25	.320	16.49 EA
320977-C	D0536X	5-3/8" diameter, 36T, 10mm arbor, carded	1/0/25	.320	21.49 EA
320922-B	D0620X	6" diameter, 20T, 1/2" arbor, carded	1/0/25	.360	14.99 EA
320931-B	D0640X	6" diameter, 40T, 1/2" arbor, carded	1/0/25	.360	19.49 EA
320940-B	D0624X	6-1/2" diameter, 24T, 5/8" arbor, carded	1/0/25	.400	12.99 EA
321002-B	D0724X	7-1/4" diameter, 24T, 5/8" round and diamond knockout arbor, carded	1/0/25	.646	11.49 EA
320655-C	D0724A	7-1/4" diameter, 24T, 5/8" round and diamond knockout arbor, bulk	0/0/10	.590	10.49 EA
321020-C	D0724W	7-1/4" diameter, 24T, diamond knockout arbor only, bulk, <i>Available Only At Woodburn, Mesquite</i>	0/0/10	.590	10.49 EA
321011-B	D0740X	7-1/4" diameter, 40T, 5/8" round and diamond knockout arbor, carded	1/0/25	.646	17.49 EA
320664-B	D0740A	7-1/4" diameter, 40T, 5/8" round and diamond knockout arbor, bulk	0/0/10	.540	16.49 EA
320708-C	D0840X	8-1/4" diameter, 40T, 5/8" round and diamond knockout arbor, carded	1/0/25	1.086	33.49 EA
320735-C	D0860S	8-1/2" diameter, 60T, 5/8" round and diamond knockout arbor, carded	1/0/25	1.252	52.99 EA
320744-B	D1024X	10" diameter, 24T, 5/8" round arbor, carded	1/0/25	.230	33.49 EA
320682-B	D1040X	10" diameter, 40T, 5/8" round arbor, carded	1/0/25	1.834	41.49 EA
322216-B	D1040A	10" diameter, 40T, 5/8" round arbor, bulk	0/0/5	1.630	35.49 EA
320753-C	D1050X	10" diameter, 50T, 5/8" round arbor, carded	1/0/25	1.812	44.49 EA
320762-B	D1060X	10" diameter, 60T, 5/8" round arbor, carded	1/0/25	1.870	46.49 EA
320771-C	D1080X	10" diameter, 80T, 5/8" round arbor, carded	1/0/25	1.858	62.99 EA
320780-C	D1244X	12" diameter, 44T, 1" round arbor, carded	1/0/15	3.117	41.49 EA
320824-C	D1280X	12" diameter, 80T, 1" round arbor, carded	1/0/15	2.697	67.99 EA

POWER TOOLS

Save time by letting us locate those hard-to-find items for you!

Freud Inc

Diablo™ Metal and Plastic Circular Saw Blade - Ideal for cutting nonferrous metals and plastic. Super thin laser cut kerf (small diameter blades only) provides faster, cleaner, more exacting cuts. Perma-Shield coating shields blade against heat, gumming, and corrosion. Durable micrograin titanium carbide tipped teeth are impact-resistant to hold their edge longer. Laser cut stabilizer vents trap noise and vibration and stabilize blade. Laser cut heat expansion slots reduce heat and blade warp. Tri-metal shock-resistant brazing for stronger carbide teeth. Carded.



Product No.	Mfg. No.	Description	Order Mult.	Weight	Unit Cost
320904-B	D0756N	7-1/4" diameter, 56T, 5/8" arbor	1/0/25	1.160	46.49 EA
320833-B	D1296N	12" diameter, 96T, 1" arbor	1/0/15	2.697	77.99 EA

Freud Inc

Dado Blade - Stack dado set has anti-kickback, splinter free cuts, negative hook angle for flat bottom grooves. Can be used on table saws, radial arm saws for cutting slots, grooves, dados, and rabbets in plywood, hard, and softwoods. Includes: (2) outside blades, carbide, (2) 5, 2-wing chippers



Product No.	Mfg. No.	Description	Order Mult.	Weight	Unit Cost
320842-C	SD206	6" Stack Dado Blade	1/0/5	4.800	114.99 EA
320851-C	SD208	8" Stack Dado Blade	1/0/5	7.200	124.99 EA

Freud Inc

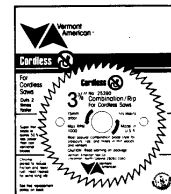
Diablo™ 7" Metal Cutting Circular Saw Blade - Steel Demon. Ideal for cutting steel studs, steel pipe, and steel sheet. For most mild steels under 1/4". Super thin laser cut kerf (small diameter blades only) provides faster, cleaner, more exacting cuts. Perma-Shield coating shields blade against heat, gumming, and corrosion. Durable micrograin titanium carbide tipped teeth are impact-resistant to hold their edge longer. Laser cut stabilizer vents trap noise and vibration and stabilize blade. Laser cut heat expansion slots reduce heat and blade warp. Tri-metal shock-resistant brazing for stronger carbide teeth. 7" diameter, 48T, 5/8" arbor. Carded.



Product No.	Mfg. No.	Description	Order Mult.	Weight	Unit Cost
320888-B	D0748F	7-1/4" 48t Saw Blade	1/0/25	1.000	46.49 EA



Cordless Circular Saw Blade - Super thin blade reduces battery drain. Chrome nickel alloy steel heat-treated and tempered. Precision sharpened for fast, smooth, accurate cuts. 3-3/8" plywood, 15mm arbor.



Product No.	Mfg. No.	Description	Order Mult.	Weight	Unit Cost
335649-D	25390	3-3/8" Rip Cutoff Blade	1/0/25	.060	14.49 EA



7-1/4" Economy Plywood And Paneling Blade - Fully heat-treated and tempered high-carbon steel blade with rust-resistant finish 5/8" round arbor. 150T.



Product No.	Mfg. No.	Description	Order Mult.	Weight	Unit Cost
335673-D	26370	Carded	1/0/25	.630	5.99 EA
335488-D	26494	Bulk	0/0/25	.592	2.79 EA



7-1/4" Economy Combination Saw Blade - Fully heat-treated and tempered high-carbon steel blade with rust resistant finish. 5/8" arbor. Carded.



Product No.	Mfg. No.	Description	Order Mult.	Weight	Unit Cost
303070-D	26330	7-1/4" Combination Blade	1/0/25	.564	4.99 EA

SAW BLADES



Cutoff And Rip Blade Steel Saw Blade - Economy blade for general purpose use. Can be sharpened by filing. Bulk packed 25 blades in printed display box. 7-1/4" with 5/8" arbor, 13/16" diamond knockout.



Product No.	Mfg. No.	Description	Order Mult.	Weight	Unit Cost
335606-D	26492	7-1/4" Rip Cutoff Blade	0/0/25	.585	2.79 EA



Cutoff And Rip Saw Blade - Precision/sharpened teeth for fast, smooth cuts. Premium steel, hardened and tempered for long life. 5/8" round arbor, 13/16" diamond knockout. 7-1/4".



Product No.	Mfg. No.	Description	Order Mult.	Weight	Unit Cost
351238-D	26430	7-1/4" Cutoff/rip Blade	0/0/25	.560	6.49 EA



Plywood And Paneling Blade - Krome King®. Makes satin smooth cuts in plywood, paneling and veneers 3/4" thick and less. Also for laminates and plexiglass used in cabinets, furniture and other fine work. Practically eliminates splintering.



Product No.	Mfg. No.	Description	Order Mult.	Weight	Unit Cost
317302-D	25347	6-1/2", 5/8" round, 13/16" diamond, thin rim, 150T	1/0/25	.575	15.49 EA
319079-D	25350	7-1/4", 5/8" round, 13/16" diamond, thin rim, 200T	1/0/25	.710	14.79 EA
317295-D	25353	8", 5/8" round, 13/16" diamond, thin rim, 200T	1/0/25	.925	17.99 EA
346398-D	25356	10", 5/8" round, thin rim, 200T	1/0/25	1.750	26.49 EA

POWER TOOLS



Hollow Ground Planer Blade - Krome King®. Makes satin smooth finish cuts for cabinets, furniture, and other fine work. Crosscuts, miters, and rips solid woods under 1-1/2" thick.



Product No.	Mfg. No.	Description	Order Mult.	Weight	Unit Cost
316394-D	25327	6-1/2", 5/8" round, 13/16" diamond	1/0/25	.530	15.79 EA
316465-D	25330	7-1/4", 5/8" round, 13/16" diamond	1/0/25	.650	15.49 EA
316562-D	25333	8", 5/8" round, 13/16" diamond	1/0/25	.850	17.99 EA
316900-D	25335	9", 5/8" round	1/0/25	1.100	22.99 EA
318579-D	25336	10", 5/8" round	1/0/25	1.440	26.49 EA



Master Combination Blade - Krome King®. Smoothest cutting combination blade style. Crosscuts, miters, and rips all woods. Cuts smoother and slightly slower but runs cooler than other combination blades.



Product No.	Mfg. No.	Description	Order Mult.	Weight	Unit Cost
335568-F	25207	6-1/2", 5/8" round, 13/16" diamond	1/0/25	.560	10.49 EA
326003-D	25210	7-1/4", 5/8" round, 13/16" diamond	1/0/25	.630	10.49 EA
307742-D	25213	8", 5/8" round, 13/16" diamond	1/0/25	.940	13.49 EA
307750-D	25215	9", 5/8" round	1/0/25	1.250	16.79 EA
307777-D	25216	10", 5/8" round	1/0/25	1.690	15.79 EA

POWER TOOLS



Cutoff And Rip Blade - Krome King®. The most popular blade style for all-purpose cutting. Crosscuts, rips, miters all woods at moderate cutting speed and smoothness of cut.



Product No.	Mfg. No.	Description	Order Mult.	Weight	Unit Cost
335576-D	25227	6-1/2", 5/8" round, 13/16" diamond	1/0/25	.560	9.79 EA
326011-D	25230	7-1/4", 5/8" round, 13/16" diamond	1/0/25	.630	9.79 EA
307785-D	25233	8", 5/8" round, 13/16" diamond	1/0/25	1.000	11.49 EA
356144-D	25235	9", 5/8" round	1/0/25	1.500	16.79 EA
307793-D	25236	10", 5/8" round	1/0/25	1.750	16.79 EA



Dado Set - Precision ground, perfectly matched. Includes two 1/8" outside saws, four 1/8", and one 1/16" chipper. 6" size. 5/8" arbor, 1/8" thru 13/16" width of cut. For use with most 8", 9", or 10" table and radial arm saws.



Product No.	Mfg. No.	Description	Order Mult.	Weight	Unit Cost
316517-C	26741	6" Dado Set	0/0/1	2.950	64.99 SET



Carbide Tip Adjustable Dado - Just dial groove width from 3/16" to 13/16" without removing dado from saw. This 7" diameter dado fits most 9" and 10" table and radial arm saws with 5/8" arbor. 16 carbide tipped teeth.



Product No.	Mfg. No.	Description	Order Mult.	Weight	Unit Cost
339949-C	26752	Carb Tip Adjs Dado	1/0/5	2.000	43.49 EA



Crosscut Saw Blade - Fire-Tooth®. For cutting across the grain in all woods under 1-1/4". Not designed for ripping. 5/8" round arbor, 13/16" diamond knockout. Carded.



Product No.	Mfg. No.	Description	Order Mult.	Weight	Unit Cost
353655-D	25690	7-1/4"	1/0/25	.600	8.29 EA



Master Combination Saw Blade - Fire-Tooth®. Smooth cutting combination blade. Crosscuts, miters, and rips in all woods. 5/8" round arbor. 13/16" diamond knockout. Carded.



Product No.	Mfg. No.	Description	Order Mult.	Weight	Unit Cost
322056-D	25607	6-1/2"	1/0/25	.500	8.79 EA
353664-D	25610	7-1/4"	1/0/25	1.000	7.99 EA



Cutoff And Rip Blade - Fire-Tooth®. For all-purpose cutting. Crosscuts, rips, and miters in all woods at moderate cutting speed and smoothness of cut. Carded.



Product No.	Mfg. No.	Description	Order Mult.	Weight	Unit Cost
335614-D	25623	5-1/2", 1/2" or 5/8" round arbor	1/0/25	.380	7.99 EA
326338-D	25630	7-1/4", 5/8" round arbor, 13/16" diamond knockout	1/0/25	.608	6.99 EA

SAW BLADES



Chisel Tooth Blade - Fire-Tooth®. Free-cutting combination style blade. For fast ripping, cutoff, and mitering where an extra smooth finish is not needed. Ideal house framing blade. 5/8" round arbor, 13/16" diamond knockout.



Product No.	Mfg. No.	Description	Order Mult.	Weight	Unit Cost
353520-D	25650	7-1/4"	1/0/25	1.000	7.29 EA



Carbide Tipped Plywood Blade - Use for cutting particle board, composition board and plywood. Special reverse tooth design adds stability, pulls tip through work. *Wide Yawn* gullet reduces friction and puts less strain on saw motor by clearing chips and dust away faster. 7 to 7-1/4" diameter, 24T.



Product No.	Mfg. No.	Description	Order Mult.	Weight	Unit Cost
325996-D	27550	7-1/4" Plywood Blade	1/0/25	.750	21.49 EA



Carbide Tipped Saw Blade - General-purpose blade designed for plywood, solid woods, particle board, chipboard, and heavy-duty framing. 5/8" round arbor. Carbide tipped. Carded.



Product No.	Mfg. No.	Description	Order Mult.	Weight	Unit Cost
339618-D	27167	6-1/2", 20T	1/0/25	.740	14.79 EA
305316-D	27150	7-1/4", 16T	1/0/25	.752	12.49 EA
339119-D	27170	7-1/4", 20T	1/0/25	.930	10.79 EA
339627-D	27173	8", 20T	1/0/25	1.100	18.49 EA
339930-D	27176	10", 28T	1/0/25	2.000	23.49 EA

POWER TOOLS



7-1/4" Carbide Tipped Saw Blade - Crosscuts and rips in solid wood, plywood, particle board, chipboard, and other heavy-duty sawing. 5/8" round arbor, 13/16" diamond knockout. 7-1/4" diameter. Bulk.



Product No.	Mfg. No.	Description	Order Mult.	Weight	Unit Cost
355496-D	26484	20T	0/0/25	.632	7.49 EA
390763-D	26486	40T	0/0/25	.632	19.99 EA



Titanium Carbide Tipped Saw Blade - Specially formulated Ti Carbide® teeth provide exceptional hardness and edge retention. Up to 10 times more durable than conventional carbide blades. Diamond wheel-sharpened teeth are up to 3 times sharper than conventional teeth.



Product No.	Mfg. No.	Description	Order Mult.	Weight	Unit Cost
365335-D	27815	7-1/4" 18T	1/0/25	.560	13.49 EA
308439-C	27817	7-1/4", 24T, 5/8" round arbor, 13/16" diamond knockout, carded	1/0/25	.580	15.79 EA
355143-D	27818	7-1/4", 24T, 5/8" round arbor, 13/16" diamond knockout, bulk	0/0/25	.578	14.99 EA
365343-D	27821	7-1/4" 40T	1/0/25	.580	22.49 EA
365424-D	27823	8-1/4" 24T	1/0/10	.960	34.99 EA
365661-D	27825	8-1/4" 40T	1/0/10	.960	35.49 EA
365688-D	27827	8-1/2" 40T	1/0/10	.960	41.99 EA
365378-C	27829	10" 24T	1/0/10	1.880	27.99 EA
365726-C	27831	10" 40T	1/0/10	1.480	33.49 EA
366161-C	27833	10" 60T, -13 hook for table saw	1/0/25	1.615	43.49 EA
365904-D	27835	10" 60T, -0 hook for miter saw	1/0/10	1.520	54.99 EA
365912-D	27841	10" 80T	1/0/10	1.520	72.99 EA
365920-D	27838	12" 60T	1/0/10	2.180	64.99 EA
365386-C	27839	12" 80T	1/0/10	2.250	64.99 EA

POWER TOOLS

POWER TOOLS



Masonry Cutting Abrasive Blade - Made of resinoid-bonded silicon carbide for cutting masonry, concrete, concrete block, brick, limestone, sandstone, cast iron and nonferrous metal. 5/8" round arbor and 13/16" diamond knockout. 10" blade does not have diamond knockout.



Product No.	Mfg. No.	Description	Order Mult.	Weight	Unit Cost
326135-D	28001	6-1/2"	1/0/25	.440	3.99 EA
326143-D	28002	7" to 7-1/4"	1/0/25	.500	3.49 EA
335525-D	28052	7" to 7-1/4", bulk	0/0/25	.428	2.79 EA
326151-D	28003	8"	1/0/25	.630	6.29 EA
332844-D	28005	10"	1/0/25	1.190	11.99 EA



Metal Cutting Abrasive Blade - Made of resinoid-bonded aluminum oxide. Cuts all types of metal, including steel, bronze, brass, copper, aluminum, and iron. 5/8" round arbor and 13/16" diamond knockout. 10" blade does not have diamond knockout.



Product No.	Mfg. No.	Description	Order Mult.	Weight	Unit Cost
326186-D	28026	6-1/2"	1/0/25	.500	3.99 EA
326194-D	28027	7" to 7-1/4"	1/0/25	.560	3.49 EA
335533-D	28077	7" to 7-1/4", bulk	0/0/25	.428	2.79 EA
326208-D	28028	8"	1/0/25	.690	6.29 EA
332836-D	28030	10"	1/0/25	1.190	11.99 EA



Masonry Blade - Super tough silicon carbide grit easily cuts all types masonry, concrete with reinforcing rods, cinder block, brick, tile, cast iron, sandstone, limestone, and nonferrous metal. 1" round arbor.

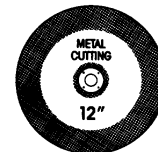


Product No.	Mfg. No.	Description	Order Mult.	Weight	Unit Cost
310972-D	28007	12", maximum RPM 6300	1/0/10	.900	13.49 EA
310964-D	28008	14", maximum RPM 5400	1/0/10	.900	15.49 EA

ABRASIVE BLADES




Metal Cutting Blade - Rugged aluminum oxide grit easily cuts all types of metal, angle iron, reinforcing rod, wire mesh, corrugated flooring, and similar materials. 1" round arbor, 1/8" thick.



Product No.	Mfg. No.	Description	Order Mult.	Weight	Unit Cost
310956-D	28032	12", maximum RPM 6300	1/0/10	.900	13.49 EA
310948-D	28033	14", maximum RPM 5400	1/0/10	.900	15.79 EA




Ceramic Metal Cutting Abrasive Blade - Designed for high-speed (cut-off) machines. Special formulated red ceramic coated abrasive grain provides superior life with fast cut-offs in steel materials. Double reinforced for straighter cuts. Ideal for high performance in cutting rebar angle iron, iron pipe, and other steel materials. 1" round arbor. Bulk.



Product No.	Mfg. No.	Description	Order Mult.	Weight	Unit Cost
329126-D	28038	12", maximum RPM 6300	0/0/5	1.300	12.79 EA
329142-D	28039	14", maximum RPM 5400	0/0/5	1.850	14.99 EA



Ceramic Metal Cutting Abrasive Blade - Thin kerf design for faster, easier cutting with lower powered (chop saw) machines. Special formulated red ceramic coated abrasive grain provides superior life with fast cut-offs in steel materials. Double reinforced for straighter cuts. Ideal for high performance in cutting light-gauge steel studs, conduit, and angle iron. 1" round arbor. Bulk.



Product No.	Mfg. No.	Description	Order Mult.	Weight	Unit Cost
329150-D	28044	12"	0/0/5	1.100	11.79 EA
329169-D	28045	14"	0/0/5	1.500	13.49 EA

ABRASIVE BLADES

POWER TOOLS

Ali Ind.

Masonry Cutting Abrasive Blade - Made of double-reinforced resinoid-bonded silicon carbide. Designed for cutting most types of concrete, cinder block, brick, limestone, sandstone, tile, slate, and nonferrous metals. 1/8" thick, 5/8" round arbor. 6-1/2", 7", and 8" have 13/16" diamond knockout and are packaged with a hang tab for pegboard or bulk merchandising.



Product No.	Mfg. No.	Description	Order Mult.	Weight	Unit Cost
388998-E	9402	6-1/2", maximum speed 8600 RPM	1/0/10	.250	2.99 EA
389013-E	9400	7", maximum speed 8600 RPM	1/0/10	.300	2.99 EA
389048-E	9410	8", maximum speed 7500 RPM	1/0/10	.500	3.99 EA
389064-D	9421	10", maximum speed 6100 RPM, bulk	1/0/10	1.600	6.99 EA

Ali Ind.

Metal Cutting Abrasive Blade - Made of double-reinforced resinoid-bonded aluminum oxide. Designed for cutting most types of metal including steel, bronze, brass, copper, aluminum, and iron. 1/8" thick, 5/8" round arbor. 6-1/2", 7", and 8" have 13/16" diamond knockout and are packaged with a hang tab for pegboard or bulk merchandising.



Product No.	Mfg. No.	Description	Order Mult.	Weight	Unit Cost
389005-E	9403	6-1/2", maximum speed 8600 RPM	1/0/10	.250	2.99 EA
389021-E	9401	7", maximum speed 8600 RPM	1/0/10	.300	2.99 EA
389056-E	9414	8", maximum speed 7500 RMP	1/0/10	.500	3.99 EA
389072-D	9422	10", maximum speed 6100 RPM, bulk	1/0/10	1.400	6.99 EA

Ali Ind.

Metal Cutting Abrasive Blade - Designed for portable chop saws (not high speed). Made of double-reinforced resinoid-bonded aluminum oxide. Cuts most types of metal, angle iron, reinforcing rod, wire mesh, corrugated flooring, and similar materials. 3/32" thick, 1" round arbor. Bulk.



Product No.	Mfg. No.	Description	Order Mult.	Weight	Unit Cost
389080-E	9514	12", maximum speed 5100 RPM	1/0/10	2.700	7.49 EA
389099-E	9515	14", maximum speed 4400 RPM	1/0/10	3.900	9.49 EA

Ali Ind.

Masonry Cutting Abrasive Blade - Designed for portable high speed gas or electric saws. Made of double-reinforced resinoid-bonded silicon carbide. Cuts concrete, brick, block, aluminum, PVC pipe, stone, and nonferrous metals. 1/8" thick. Bulk.



Product No.	Mfg. No.	Description	Order Mult.	Weight	Unit Cost
389102-E	9511	12", 1" arbor, maximum speed 6300 RPM	1/0/10	2.500	6.99 EA
389145-E	9411	12", 20mm arbor, maximum speed 6300 RPM	1/0/10	2.500	6.99 EA
389110-E	9412	14", 1" arbor, maximum speed 5400 RPM	1/0/10	3.600	10.99 EA
389153-E	9413	14", 20mm arbor, maximum speed 5400 RPM	1/0/10	3.600	10.99 EA

Ali Ind.

Metal Cutting Abrasive Blade - Designed for portable high speed gas or electric saws. Made of double-reinforced resinoid-bonded aluminum oxide. Cuts structural steel, pipe, rebar, angle iron, and ferrous metals. 1/8" thick. Bulk.



Product No.	Mfg. No.	Description	Order Mult.	Weight	Unit Cost
389129-E	9512	12", 1" arbor, maximum speed 6300 RPM	1/0/10	2.700	6.99 EA
389161-E	9416	12", 20mm arbor, maximum speed 6300 RPM	1/0/10	2.700	6.99 EA
389137-E	9516	14", 1" arbor, maximum speed 5400 RPM	1/0/10	3.900	10.99 EA
389188-E	9418	14", 20mm arbor, maximum speed 5400 RPM	1/0/10	3.900	10.99 EA

Ali Ind.

Asphalt Cutting Abrasive Blade - Designed for walk behind saws. Made of double-reinforced resinoid-bonded silicon carbide. For fast and clog resistant cutting of asphalt and green concrete. 14" x 3/16", 1" arbor. Maximum speed 4400 RPM. Bulk.



Product No.	Mfg. No.	Description	Order Mult.	Weight	Unit Cost
389196-E	9513	14" asphalt Masonry Blade	1/0/10	3.600	14.79 EA

POWER TOOLS

POWER TOOLS

ABRASIVE BLADES

Ali Ind.

Concrete Cutting Abrasive Blade - Designed for walk behind saws. Made of double-reinforced resinoid-bonded silicon carbide. For fast and economical cutting or grooving of curved or reinforced concrete. 14" x 3/16", 1" arbor. Maximum speed 4400 RPM. Bulk.



Product No.	Mfg. No.	Description	Order Mult.	Weight	Unit Cost
389218-E	9510	14" concrete Masonry Blade	1/0/10	3.600	14.99 EA

Oldham Saw Co.

Abrasive Circular Saw Blade - Masonry cutting wheels are double-reinforced resinoid construction made of a silicon carbide for general purpose cutting. Specifically designed to cut all types of masonry, including concrete, cinder block, asbestos, cement, tile, slate, brick, or patio blocks. 7" diameter, 1/8" thick, universal arbor. Bulk.



Product No.	Mfg. No.	Description	Order Mult.	Weight	Unit Cost
382612-D	B700MA	7" silcnrb Masonry Blade	0/0/25	.408	2.29 EA

Oldham Saw Co.

Abrasive Circular Saw Blade - Metal cutting wheels are double-reinforced resinoid construction made of aluminum oxide. Designed to cut steel and all types of aluminum, iron, copper, brass, pipe, hydraulic hose, and other nonferrous metals. 7" diameter, 1/8" thick, universal arbor. Bulk.



Product No.	Mfg. No.	Description	Order Mult.	Weight	Unit Cost
382620-D	B700ME	7" abrsv Circ Metal Blade	0/0/25	.436	2.29 EA



Industrial Carbide Jigsaw Blade - Carbide teeth for heavy-duty use in cutting stainless steel, Corian, ceramic tile, and other abrasive materials. 1/4" universal shank. 2-3/4" long. Carded.



Product No.	Mfg. No.	Description	Order Mult.	Weight	Unit Cost
390798-D	30002	24TPI	1/10/50	.031	12.79 EA
390801-D	30003	18TPI	1/10/50	.031	12.79 EA



Reverse Tooth Jigsaw Blade - Hollow ground, reverse tooth blade for chip-free top surfaces on paneling, laminates, and wood. Precision sharpened teeth for smooth, fast cuts. 1/4" Universal shank. 3-1/8" long, 12TPI. 2 blades per card.



Product No.	Mfg. No.	Description	Order Mult.	Weight	Unit Cost
390828-D	30018	12t Reverse Jigsaw Blade	1/10/200	.025	2.79 CD



Scrolling Jigsaw Blade - Fine cuts in wood, hardboard and nonferrous metals. 2-3/4" long. 2 blades per card.



Product No.	Mfg. No.	Description	Order Mult.	Weight	Unit Cost
327352-D	30015	13TPI	1/10/200	.025	1.79 CD
327409-D	30030	10TPI	1/10/200	.025	1.79 CD



Metal Cutting Jigsaw Blade - High-speed steel blades for cutting steel, iron and other ferrous metals up to 3/8", as well as nonferrous metals such as brass, aluminum, copper, and lead up to 1/4". 2-3/4" long. Packed 2 blades per card.



Product No.	Mfg. No.	Description	Order Mult.	Weight	Unit Cost
327379-D	30024	12TPI	1/10/200	.031	1.99 CD
327387-D	30025	18TPI	1/10/200	.031	1.99 CD
327395-D	30026	21TPI	1/10/200	.031	1.99 CD
390836-D	30032	36TPI	1/10/200	.025	1.99 CD



Bimetal Jigsaw Blade-Metal Cutting - For precision cutting in ferrous and nonferrous metals. 2-3/4" long. 1 blade per card.



Product No.	Mfg. No.	Description	Order Mult.	Weight	Unit Cost
335363-D	30074	14TPI	1/10/200	.025	2.79 CD
335371-D	30075	18TPI	1/10/200	.025	2.79 CD
335398-D	30076	24TPI	1/10/200	.025	2.79 CD

JIGSAW BLADES



Bimetal Reciprocating Saw Blade-Woodcutting - Fast cutting in wood or nail embedded wood, nonferrous metal, and other abrasive materials. 5 blades per pouch.



Product No.	Mfg. No.	Description	Order Mult.	Weight	Unit Cost
335150-D	30280	6" long, 6TPI	1/3/60	.250	16.49 PK
335169-D	30284	12" long, 6TPI	1/3/60	.500	31.49 PK



Lenox® Jigsaw Blade - High carbon steel blades designed for wood cutting and scroll cuts in wood. Fleam ground teeth for faster, rough cuts, and straight line sawing. Packed 2 blades per card.

Product No.	Mfg. No.	Description	Order Mult.	Weight	Unit Cost
318196-C	CTS406J	4", 6TPI, milled and set, fast, rough wood cutting	1/0/10	.047	3.79 PK
318212-C	CT456J	4", 6TPI, fleam ground, very fast, clean wood cutting	1/0/10	.047	3.79 PK
318230-C	CT450J	4", 10TPI, fleam ground, clean smooth wood cutting	1/0/10	.047	3.79 PK
318249-C	CT450JR	4", 10DTPI, fleam ground, down cutting, no top splinters	1/0/10	.047	3.79 PK
318258-C	CT320JC	3-5/8", 20TPI, fleam ground, scroll cutting in wood and laminates	1/0/10	.047	3.79 PK




T-Shank Jigsaw Blade - Tough, sharp, shatterproof bimetal blades for cutting steel, nail-embedded wood, masonite, conduit, composition materials, laminated counter tips. Tang shank (T-shank) fits most jigsaws. 2 blades per card.



Product No.	Mfg. No.	Description	Order Mult.	Weight	Unit Cost
318347-D	BT314S	3-5/8", 14TPI, thick metal cutting, greater than 3/32"	1/0/10	.047	3.49 PK
318356-D	BT318S	3-5/8", 18TPI, medium metal cutting 1/16" to 1/4"	1/0/10	.047	3.49 PK
318374-D	BT324S	3-5/8", 24TPI, thin metal cutting, less than 1/8"	1/0/10	.047	3.49 PK
318365-D	BT332S	3-5/8", 32TPI, very thin metal cutting, less than 1/16"	1/0/10	.047	3.49 PK
318445-C	GT300S	3", grit edge for cutting ceramic and tile cutting	1/0/10	.047	5.29 PK



Lenox® Jigsaw Blade - High carbon steel blades designed for wood cutting and scroll cuts in wood. Fleam ground teeth for faster, rough cuts, and straight line sawing. Tang shank (T-shank) fits most jigsaws. Packed 2 blades per card.



Product No.	Mfg. No.	Description	Order Mult.	Weight	Unit Cost
318436-C	CTS406S	4", 6TPI, milled and set, fast, rough wood cutting	1/0/10	.047	3.99 PK
318427-C	CT456S	4", 6TPI, fleam ground, very fast, clean wood cutting	1/0/10	.047	3.99 PK
318392-C	CT450S	4", 10TPI, fleam ground, clean smooth wood cutting	1/0/10	.047	3.99 PK
318481-C	CT450SR	4", 10DTPI, fleam ground, down cutting, no top splinters	1/0/10	.047	3.99 PK
318383-C	CT320SC	3-5/8", 20TPI, fleam ground, scroll cutting in wood and laminates	1/0/10	.047	3.99 PK

POWER TOOLS



Lenox® Jigsaw Blade - Tough, sharp, shatterproof bimetal blades for cutting steel, nail-embedded wood, masonite, conduit, composition materials, laminated counter tops. 1/4" shank. Fits most jigsaws. 2 blades per card.



Product No.	Mfg. No.	Description	Order Mult.	Weight	Unit Cost
331058-C	BT314J	3", 14TPI, metal cutting	1/0/250	.030	3.29 PK
331066-C	BT318J	3", 18TPI, metal cutting	1/0/250	.030	3.29 PK
331074-C	BT324J	3", 24TPI, metal cutting	1/0/250	.030	3.29 PK
318187-C	BT332J	3-5/8", 32TPI, very thin metal cutting	1/0/10	.047	2.99 PK
363162-C	BT450J	4", 10TPI, wood cutting	1/0/250	.030	6.29 PK
363170-C	BT456J	4-1/2", 6TPI, wood cutting	1/0/250	.030	6.29 PK
331023-C	BT480J	4-1/2", 10TPI, wood cutting	1/0/250	.050	4.49 PK
331031-C	BT486J	4-1/2", 6TPI, wood cutting	1/0/250	.050	3.79 PK
318178-C	GT300J	3", grit edge for cutting ceramic and tile cutting	1/0/10	.047	5.29 PK



Lenox® 7-Piece Jig And Saber Saw Blade Assortment - Contains 1 each model No. US314J, US318J, US324J, US340JV, US450J, US480J, and US486J in a vinyl pouch.



Product No.	Mfg. No.	Description	Order Mult.	Weight	Unit Cost
301175-C	U743JA	7pc Jigsaw Blade Set	0/0/1	.100	15.79 EA

POWER TOOLS

LENOX

Lenox® Reciprocating Saw Blade - Sharp tough bimetal blades. Will not shatter. Easily cuts steel, stainless steel, nail-embedded wood, hardwood flooring, reinforced bar, conduit, cast-iron, and pipe. Standard 1/2" shank. Model No. S318RC thru S110R have 1 blade per card and model No. 456R thru 118R have 5 blades per clamshell, and model No. OSB656R thru OSB818R have 50 blades per bulk box.



Product No.	Mfg. No.	Description	Order Mult.	Weight	Unit Cost
330981-C	S318RC	3", 18TPI, metal cutting	1/0/5	.020	2.99 EA
331007-C	S418R	4", 18TPI, metal cutting	1/0/5	.040	2.29 EA
341940-C	S606R	6", 6TPI, wood cutting	1/0/5	.050	3.29 PK
322059-C	S610R	6", 10TPI, wood cutting	1/0/5	.050	3.49 EA
331015-D	S636RP	6", 6TPI, plaster cutting	1/0/5	.050	4.29 EA
330930-C	S614R	6", 14TPI, metal cutting	1/0/5	.050	3.49 EA
330949-C	S618R	6", 18TPI, metal cutting	1/0/5	.050	3.49 EA
330957-C	S624R	6", 24TPI, metal cutting	1/0/5	.050	3.49 EA
330965-D	S656R	6", 6TPI, metal cutting	1/0/5	.050	4.29 EA
331147-D	S810R	8", 10/14TPI, wood cutting	1/0/5	.050	4.49 EA
341932-D	S818R	8", 18TPI, metal cutting	1/0/5	.150	4.49 PK
322032-D	S956R	9", 6TPI, wood cutting	1/0/5	.100	6.29 EA
330973-C	S156R	12", 6TPI, wood cutting	1/0/5	.150	5.99 EA
341789-C	S110R	12", 10/14TPI, metal cutting	1/0/5	.150	5.99 PK
341657-C	456RP	4", 6TPI, plaster cutting	1/0/5	.150	11.79 PK
330914-B	414R	4", 14TPI, metal cutting	1/0/5	.150	10.49 PK
330922-B	418R	4", 18TPI, metal cutting	1/0/5	.150	10.49 PK
341509-B	H24R	4", 24TPI, metal cutting	1/0/5	.150	10.49 PK
341967-B	634R	6", 4TPI, wood cutting	1/0/5	.050	14.79 PK
341975-C	606R	6", 6TPI, wood cutting	1/0/5	.200	13.79 PK
341983-C	636RP	6", 6TPI, plaster cutting	1/0/5	.200	16.49 PK
322075-C	610R	6", 10TPI, wood cutting	1/0/5	.200	13.79 PK
330876-C	614R	6", 14TPI, metal cutting	1/0/5	.200	13.79 PK
330884-C	618R	6", 18TPI, metal cutting	1/0/5	.200	13.79 PK
330892-C	624R	6", 24TPI, metal cutting	1/0/5	.200	13.79 PK
330841-C	656R	6", 6TPI, wood cutting	1/0/5	.200	16.49 PK
341401-C	818R	8", 18TPI, metal cutting	1/0/5	.350	17.49 PK
330906-C	810R	8", 10/14TPI, wood cutting	1/0/5	.350	17.49 PK
322040-C	956R	9", 6TPI, wood cutting	1/0/5	.400	21.49 PK
330833-C	156R	12", 6TPI, wood cutting	1/0/5	.200	26.49 PK
340944-C	110R	12", 10/14TPI	1/0/5	.500	26.49 PK
341266-C	118R	12", 18TPI, metal cutting	1/0/5	.600	23.99 PK
336746-C	OSB65GR	6", 6TPI, wood cutting	0/0/50	.426	2.49 EA
336808-C	OSB810R	8", 10TPI, wood cutting	0/0/50	.080	2.79 EA
336791-C	OSB956R	9", 6TPI, wood cutting	0/0/50	.406	3.49 EA
336826-C	OSB15GR	12", 6TPI, wood cutting	0/0/50	.112	4.29 EA
336773-C	OSB414R	4", 14TPI, metal cutting	0/0/50	.266	1.79 EA
336871-C	OSB418R	4", 18TPI, metal cutting	0/0/50	.266	1.79 EA
336782-C	OSB618R	6", 18TPI, metal cutting	0/0/50	.386	2.29 EA
336835-C	OSB614R	6", 14TPI, metal cutting	0/0/50	.040	2.29 EA
336862-C	OSB624R	6", 24TPI, metal cutting	0/0/50	.040	2.29 EA
336817-C	OSB818R	8", 18TPI, metal cutting	0/0/50	.058	2.79 EA

LENOX

Lenox® Heavy-Duty Reciprocating Saw Blade - Thicker than standard reciprocating blades to reduce vibration and whipping. Tougher and more durable for use in heavy-gauge metal cutting applications. 6" x 3/4" x .050". 2 blades per pouch. 10-14TPI (for rescue operations), 6" x 3/4" x .050".



Product No.	Mfg. No.	Description	Order Mult.	Weight	Unit Cost
382248-C	650R	6" 10T Recip Saw Blade	0/0/1	.150	6.99 PK

JIGSAW BLADES

LENOX

Lenox® Heavy-Duty Reciprocating Saw Blade - Demolition series blades are both thicker and wider than standard blades to absorb the abuse of demolition work. Blade remains rigid to resist vibrating side to side. Unique tooth cutting angle for faster cutting. 7/8" x .062". 2 blades per pouch.



Product No.	Mfg. No.	Description	Order Mult.	Weight	Unit Cost
374210-C	960R	9", 10TPI, for cutting heavy-gauge metal 1/4" and above	0/0/1	.250	14.49 PK
385646-C	6066R	6", 6TPI, for cutting in nail-embedded wood	0/0/1	.150	11.49 PK
374202-C	966R	9", 6TPI, for cutting in nail-embedded wood	0/0/1	.250	14.49 PK
341347-C	106R	12", 6TPI, for cutting in nail embedded wood	0/0/1	.350	19.49 PK

LENOX

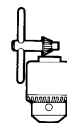
Lenox® Grit Edge Reciprocating Saw Blade - Medium tungsten carbide grit particles on 6150 alloy steel spring tempered backing. Provides higher abrasion resistance than bimetal blades. Cuts soil pipe, cast iron, plywood, ceramic wall tile, brick, carbon, fiberglass, plaster, cement, laminates, marble, and hardwood floor. Packed 2 per pouch.



Product No.	Mfg. No.	Description	Order Mult.	Weight	Unit Cost
382256-C	600RG	6" x 3/4" x .032"	0/0/1	.150	12.49 PK
376140-C	800RG	8" x 3/4" x .040"	0/0/1	.150	15.79 PK
382264-C	100RG	10" x 3/4" x .050"	0/0/1	.300	21.49 PK

Danaher Tool Group

Drill Chuck - Hardened steel body and jaws. For use on corded and cordless drills. Includes chuck key. Carded.



Product No.	Mfg. No.	Description	Order Mult.	Weight	Unit Cost
345610-D	30247	Chuck capacity of 1/16" to 3/8", thread: 3/8-24	0/0/1	.630	14.49 EA
389722-C	30246	Professional, chuck capacity 1/16" to 3/8", thread: 3/8-24	0/0/1	.750	34.99 EA
345692-C	30598	Chuck capacity of 5/64" to 1/2", thread: 3/8-24	0/0/1	1.000	22.49 EA
345709-C	30602	Chuck capacity of 5/64" to 1/2", thread: 1/2-20	0/0/1	1.000	19.99 EA

Danaher Tool Group

Keyless Chuck - Reduces bit changeover time and eliminates lost keys. 25% greater gripping power than standard keyed chucks. Durable nonrusting, easy grip elastomeric body. For use on corded and cordless drills. Carded.



Product No.	Mfg. No.	Description	Order Mult.	Weight	Unit Cost
389692-D	30353	Chuck capacity of 1/16" to 3/8", thread: 3/8-24	0/0/1	2.000	21.49 EA
389730-C	31037	Chuck capacity of 1/16" to 1/2", converts 3/8"-24 thread drill to 1/2"	0/0/1	1.030	37.99 EA
358959-C	31038	Chuck capacity of 5/64" to 1/2", thread: 1/2-20	0/0/1	.625	37.99 EA

PORTABLE BAND SAW BLADES

Variable Pitch Teeth offer 40% improved performance for interrupted cuts through tubing, angle iron, etc.

Standard Pitch Teeth provide best performance for straight cuts through solid materials

Bi-Metal Blades

- Designed for fast cutting and long life in stainless steel, cast iron, pipe, conduit and tubing with higher heat and wear resistance than carbon blades
- Special alloy blade back provides superior shock resistance to protect against tooth damage
- Special tooth pattern improves chip clearance for faster cutting

Teeth PerInch	Description	Morse PartNo.	List Price
Bi-Metal Blades			
10/14	44-7/8" x 1/2" x 0.200, Variable Pitch Teeth	ZWEP441014MC	\$17.06 -F
14/18	44-7/8" x 1/2" x 0.200, Variable Pitch Teeth	ZWEP441418MC	17.06 -F
20/24	44-7/8" x 1/2" x 0.200, Variable Pitch Teeth	ZWEP442024MC	17.06 -F
10	44-7/8" x 1/2" x 0.200, Standard Pitch Teeth	ZWEP4410	16.74 -F
14	44-7/8" x 1/2" x 0.200, Standard Pitch Teeth	ZWEP4414	16.74 -F
18	44-7/8" x 1/2" x 0.200, Standard Pitch Teeth	ZWEP4418	16.74 -F
24	44-7/8" x 1/2" x 0.200, Standard Pitch Teeth	ZWEP4424	16.74 -F
10/14	53-3/4" x 1/2" x 0.200, Variable Pitch Teeth	ZWEP531014	18.48 -F
10	53-3/4" x 1/2" x 0.200, Standard Pitch Teeth	ZWEP5310	18.12 -F
14	53-3/4" x 1/2" x 0.200, Standard Pitch Teeth	ZWEP5314	18.12 -F
18	53-3/4" x 1/2" x 0.200, Standard Pitch Teeth	ZWEP5318	18.12 -F
24	53-3/4" x 1/2" x 0.200, Standard Pitch Teeth	ZWEP5324	18.12 -F
10	54" x 1/2" x 0.25, Standard Pitch Teeth	ZWEP5410	18.12 -F
14	54" x 1/2" x 0.25, Standard Pitch Teeth	ZWEP5414	18.12 -F
18	54" x 1/2" x 0.25, Standard Pitch Teeth	ZWEP5418	18.12 -F
24	54" x 1/2" x 0.25, Standard Pitch Teeth	ZWEP5424	18.12 -F



Carbon Steel Blades					
14	44-7/8" Blade with Standard Pitch Teeth	ZHEP4414	5.76	-F	
18	44-7/8" Blade with Standard Pitch Teeth	ZHEP4418	5.76	-F	
24	44-7/8" Blade with Standard Pitch Teeth	ZHEP4424	5.76	-F	
14	53-3/4" Blade with Standard Pitch Teeth	ZHEP5314	6.36	-F	
18	53-3/4" Blade with Standard Pitch Teeth	ZHEP5318	6.36	-F	
24	53-3/4" Blade with Standard Pitch Teeth	ZHEP5324	6.36	-F	

APPLICATION GUIDE	
Teeth PerInch	Thickness of Workpiece To Be Cut
10	General Purpose
14	1/4" and over
18	1/8" - 1/4"
24	1/8" and below

Width Inches	Thickness Inches	Standard Tooth RakerSet	Standard Tooth WavySet	Skip Tooth	Hook Tooth	Hook ETS	Width Inches	Thickness Inches	Standard Tooth RakerSet	Standard Tooth WavySet	Skip Tooth	Hook Tooth	Hook ETS
CARBON HARD EDGE, FLEXIBLE BACK (HEF)							CARBON HARD EDGE, FLEXIBLE BACK						
3/16"	0.025	10,14,18,24		4			3/4"	0.032	6,8,10,12,14,18	8,10,12,14,18	3,4	2,3,4,6	3,4
1/4"	0.014	14,18	24,32	6			3/4"	0.05			2,3		
1/4"	0.020	14		6		4	1"	0.035	6,8,10,14	10,14	2,3	1.3,2,3,4,6	3
1/4"	0.025	8,10,12,14,18,24	32	4,6	4,6	4,6	1"	0.042			1,3		
3/8"	0.014	14	24,32	6			1-1/4"	0.035			1,4	1,3, 2	
3/8"	0.025	8,10,14,18,24		3,4	3,4,6	3,4	1-1/4"	0.042			1	1, 1.14, 1.3	
3/8"	0.032			2			1-1/2"	0.045			1.14		
1/2"	0.02	6,8,10	14,18,24				2"	0.035			1,1.4, 1.3		
1/2"	0.025	4,6,8,10,14,24	10,14,18,24,32	3,4	3,4,6	3,4	2"	0.042			1, 1.14		
5/8"	0.032	8,10,14,18	10,14		3,4,6	4							

Width Inches	Thickness Inches	Skip Tooth
QUICKSILVER - LONG LIFE RESAW BLADES		
HARD EDGE - FLEXIBLE BACK		
1"	0.035	1.3, 2
1-1/4"	0.042	1, 1.14, 1.3
HARD EDGE - HARD BACK		
1"	0.035	1.3, 2
1-1/4"	0.042	1, 1.14, 1.3

Width Inches	Thickness inches	Standard Tooth RakerSet	Standard Tooth WavySet	Skip Tooth	Hook Tooth
CARBON HARD EDGE, HARD BACK (HB)					
3/16"	0.025	10,14,18		4	
1/4"	0.025	10,14,18,24	32	4,6	4,6
3/8"	0.025	8,10,14,18	18	3,4	3,4,6
1/2"	0.02	14,24	24		
1/2"	0.025	6,8,10,14,18,24	10,14,18,24	3,4	3,4,6
5/8"	0.032	8,10,14,18	14		2,3,4,6
3/4"	0.032	6,8,10,12,14,18	8,10,12,14,18	3,4	3,4,6
1"	0.035	6,8,10,14	10	3	1.3,2,3,4
1-1/4"	0.035				1.3
1-1/4"	0.042				1.3

BI-METAL MATRIX II (BIM-MTX)						
Width Inches	Thickness Inches	Standard Tooth Raker Set	Standard Tooth WavySet	Variable Pitch Regular	Variable Pitch Positive Rake	Hook Tooth
1/4"	0.025	10,14		10/14		6
3/8"	0.025	8,10,14		10/14		4
1/2"	0.025	6,10,14,18		6/10,81/2,10/14,14/18		
1/2"	0.02	10	14,18,24	10/14,14/18,20/24		
5/8"	0.035	10,14		5/8,6/10,10/14		
3/4"	0.035	6,8,10,12,14		5/8,6/10,8/12,10/14	4/6	3
1"	0.035	4,6,8,10,14		3/4,4/6,5/8,6/10,81/2,10/14		
1-1/4"	0.042	4,6		3/4,4/6,5/8,6/10,10/14	3/4,4/6	2,3
1-1/2"	0.05			2/3,3/4,4/6,5/8	2/3,3/4,4/6	

MORSE		
Width Inches	Thickness Inches	Hook Tooth
CARBON FURNITURE BLADES (ETS)		
1/4"	0.032	4
3/8"	0.032	3,4
1/2"	0.032	3,4
3/4"	0.032	3,4

Items in bold type are also available in Heavy Set.

Some prices shown may vary due to market fluctuations, and are to be used as estimates.

POWER TOOLS

Width Inches	Thickness Inches	Standard Tooth Raker Set	Standard Tooth Wavy Set	Variable Pitch Regular	Variable Pitch Positive Rake	Hook Tooth
BI-METAL M42 COBALT (BIM-M42)						
3/8"	0.035			10/14		4
1/2"	0.035	10, 14		6/10		3,4,6
3/4"	0.035			4/6		2HS
1"	0.035	4, 6, 8	10	5/8, 6/10	2/3,3/4,4/6	3,4
1-1/4"	0.042	4, 6		5/8	2/3,3/4,4/6	
1-1/2"	0.05	4		5/8	2/3,3/4,4/6	
2"	0.05				2/3,3/4	
2"	0.063				1.4/2.5,2/3,3/4	1.3
Width Inches	Thickness Inches	Hook Tooth Raker	Width Inches	Thickness Inches	Hook Tooth Raker	
BLADES FOR PALLET MANUFACTURING & DISMANTLING						
CARBON HARD EDGE - FLEXIBLE BACK						
1"	0.035	1.3, 2				
1"	0.042	1.3, 2				
1-1/4"	0.035	1.14, 1.3, 2				
1-1/4"	0.042	1.0, 1.14, 1.3				
1-1/2"	0.045	1.14				
2"	0.035	1.14, 1.3				
2"	0.042	1.14				
CARBON HARD EDGE - HARD BACK						
1"	0.035	1.3, 2				
1-1/4"	0.035	1.3				
1-1/4"	0.042	1.3				
1-1/4"	0.042	6 *				

Width Inches	Thickness Inches	Standard Tooth Raker Set	Variable Pitch Regular
BLADES FOR PALLET MANUFACTURING & DISMANTLING			
BI-METAL MATRIX II			
1-1/4"	0.042	6	5/8, 6/10
BI-METAL M42 COBALT			
1-1/4"	0.042	6	5/8
Width Inches	Thickness Inches	Variable Pitch Regular Set	Variable Pitch Heavy Set
INDEPENDENCE HIGH PRODUCTION BI-METAL BAND SAWBLADES			
1"	0.035	2/3,3/4,4/6,5/7	3/4,4/6/5/7
1-1/4"	0.042	2/3,3/4,4/6,5/7	2/3,3/4,4/6,5/7
1-1/2"	0.05	2/3,3/4,4/6,5/7	2/3,3/4,4/6,5/7
2"	0.05	2/3,3/4	
2"	0.063	2/3,3/4,4/6,5/7	2/3,3/4,4/6
Description	Morse No.	20 PER TUBE LIST	
FIRE AND RESCUE BLADES			
6"14T (.062)	RBFR66214WT20	\$119.28	
9"14T (.062)	RBFR96214WT20	\$159.60	
12"14T (.062)	RBFR126214WT20	\$201.18	
6"10T (.062)	RBFR66210WT20	\$119.28	
9"10T (.062)	RBFR96210WT20	\$159.60	
12"10T (.062)	RBFR126210WT20	\$201.18	

RECIPROCATING SAW BLADES

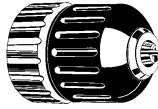


Description	Morse No.	50 PER BOX List	5 PER TUBE List	Description	Morse No.	50 PER BOX List	5 PER TUBE List
BI-METAL BLADES							
3"-18T Metal - Scroll	RB318ST50	106.00 -F	RB318ST05 12.08 -F	12"-18T Metal	RB121T50	262.00 -F	RB1218T05 29.42 -F
4"-10/14T Wood/Metal	RB41014T50	106.00 -F	RB41014T05 12.08 -F	12"-10/14T Wood/Metal	RB121014T50	262.00 -F	RB121014T05 29.42 -F
4"-14T Metal	RB414T50	106.00 -F	RB414T05 12.08 -F	12"-10/14T W/Met(.050)	RB12501014BT50	292.00 -F	RB12501014T05 33.36 -F
4"-18T Metal	RB418T50	106.00 -F	RB418T05 12.08 -F	12"-10/14T W/M/S(.050)	RB1250104ST50	292.00 -F	RB1250104T05 33.36 -F
4"-24T Metal	RB424T50	106.00 -F	RB424T05 12.08 -F	12"-6T(.035) Wood	RB123506T50	292.00 -F	RB123506T05 33.36 -F
6"-5/8T Wood	RB658T50	133.00 -F	RB658T05 15.26 -F	CONVENTIONAL BLADES			
6"-5/8T Wood (.050)	RB65058T50	168.00 -F	RB65058T05 19.10 -F	Description	Morse No.	25 PER BOX List	5 PER TUBE List
6"-6T Wood (.050)	RB65006T50	168.00 -F	RB65006T05 19.10 -F	6"-6T Wood	RC606T50	45.00 -F	RC606T05 11.66 -F
6"-6T Wood/Curves	RB650060T50	178.00 -F	RB650060T05 20.40 -F	6"-6T Wood - Straight	RC606STT50	45.00 -F	RC606STT05 11.66 -F
6"-6T Plaster	RB606PT50	151.00 -F	RB606PT05 17.20 -F	6"-10T Wood	RC610T50	45.00 -F	RC610T05 11.66 -F
6"-6T Wood/Straight	RB606STT50	133.00 -F	RB606STP 15.26 -F	6"-10T Metal	RC906T50	70.50 -F	RC906T05 16.16 -F
6"-10T Wood/Metal	RB610T50	133.00 -F	RB610T05 15.26 -F	12"-6T Wood	RC1206T50	85.00 -F	RC1206T05 19.36 -F
6"-10T W/Met (.050)	RB65010T50	168.00 -F	RB61014T05 19.10 -F	TUNGSTEN CARBIDE GRIT BLADES			
6"-10/14T W/Met (.050)	RB6501014T50	168.00 -F	RB6501014T05 19.10 -F	Description	Morse No.	25 PER BOX List	1 PER CARD List
6"-10/14T W/M/T (.050)	RB6501014T50	168.00 -F	RB6501014T05 19.10 -F	4" Coarse Grit	RTCG4T25	167.86 -F	RCTCG4 7.00 -F
6"-14T Metal	RB614T50	133.00 -F	RB614T05 15.26 -F	6" Coarse Grit	RTCG6T25	192.86 -F	RCTCG6 8.00 -F
6"-14T Metal (.050)	RB65014T50	168.00 -F	RB65014T05 19.10 -F	8" Coarse Grit	RTCG8T25	207.14 -F	RCTCG8 9.04 -F
6"-18T Metal	RB618T50	133.00 -F	RB618T05 15.26 -F	DEMOLITION BLADES (.062)			
6"-18T Metal (.050)	RB65018T50	168.00 -F	RB65018T05 19.10 -F	Description	Morse No.	20 PER BOX List	3 PER TUBE List
6"-24T Metal	RB624T50	133.00 -F	RB624T05 15.26 -F	6"-6T Wood/Metal(.062)	RB66206T20	\$113.60 -F	RB66206T03 \$19.78 -F
6"-6T(.035) Wood	RB63506T50	151.00 -F	RB63506T05 17.20 -F	6"-10T Wood/Met(.062)	RB66210T20	\$113.60 -F	RB66210T03 \$19.78 -F
8"-10T Wood/Metal	RB810T50	204.00 -F	RB810T05 23.34 -F	9"-6T Wood/Metal	RB96206T20	\$152.00 -F	RB96206T03 \$26.56 -F
8"-14T Wood/Metal	RB814T50	204.00 -F	RB814T05 23.34 -F	9"-10T Wood/Metal	RB96210T20	\$152.00 -F	RB96210T03 \$26.56 -F
8"-18T Metal	RB818T50	204.00 -F	RB818T05 23.34 -F	12"-6T Wood/Met(.062)	RB126206T20	\$191.60 -F	RB126206T03 \$33.02 -F
8"-10/14T Wood/Metal	RB81014T50	204.00 -F	RB81014T05 23.34 -F	12"-10T Wood/Met(.062)	RB126210T20	\$191.60 -F	RB126210T03 \$33.02 -F
8"-10/14T Soil Pipe	RB8501014T50	0228.00 -F	RB8501014T05 26.14 -F	MASTER COBALT LONG LIFE BLADES			
9"-6T Wood	RB95006T50	234.00 -F	RB95006T05 26.64 -F	Description	Morse No.	25 PER BOX List	5 PER TUBE List
9"-6T(.035) Wood	RB93506T50	210.00 -F	RB93506T05 23.98 -F	6"-10T Metal(.042)	RBMC64210T25	122.50 -F	RBMC64210T05 30.14 -F
10"-10T Wood/Metal	RB1010T50	250.00 -F	RB1010T05 28.66 -F	6"-14T Metal(.042)	RBMC64214T25	122.50 -F	RBMC64214T05 30.14 -F
10"-18T Metal	RB1018T50	250.00 -F	RB1018T05 28.66 -F	6"-18T Metal(.042)	RBMC64218T25	122.50 -F	RBMC64218T05 30.14 -F
12"-5/8T Wood (.050)	RB125058T50	292.00 -F	RB121058T05 33.36 -F	6"-24T Metal(.042)	RBMC64224T25	122.50 -F	RBMC64224T05 30.14 -F
12"-5/8T W/Straight(.050)	RB125006T50	292.00 -F	RB125006T05 33.36 -F	9"-10T Metal(.050)	RBMC95010T25	152.76 -F	RBMC95010T05 37.56 -F
12"-6T Wood	RB125006T50	292.00 -F	RB125006T05 33.36 -F	9"-14T Metal(.050)	RBMC95014T25	152.76 -F	RBMC95014T05 37.56 -F
12"-10T Wood/Metal	RB1210T50	262.00 -F	RB1210T05 29.92 -F	9"-18T Metal(.050)	RBMC95018T25	152.76 -F	RBMC95018T05 37.56 -F
12"-14T Metal	RB1214T50	262.00 -F	RB1214T05 29.29 -F	12"-10T Metal(.050)	RBMC125010T25	186.76 -F	RBMC1218T05 45.90 -F
MASTER COBALT LONG LIFE BLADES							
6"-10T Metal(.035)	RBC610T25	96.00 -F	RBMC610T05 23.62 -F	12"-14T Metal(.050)	RBMC125014T25	186.76 -F	RBMC1218T05 45.90 -F
6"-14T Metal(.035)	RBC614T25	96.00 -F	RBMC614T05 23.62 -F	12"-18T Metal(.050)	RBMC125018T25	186.76 -F	RBMC1218T05 45.90 -F
6"-18T Metal(.035)	RBC618T25	96.00 -F	RBMC618T05 23.62 -F				
6"-24T Metal(.035)	RBC624T25	96.00 -F	RBMC624T05 23.62 -F				
8"-10T Metal(.035)	RBC810T25	122.76 -F	RBMC810T05 30.18 -F				
8"-14T Metal(.035)	RBC814T25	122.76 -F	RBMC814T05 30.18 -F				
8"-18T Metal(.035)	RBC818T25	122.76 -F	RBMC818T05 30.18 -F				
12"-18T Metal(.035)	RBC1218T25	167.00 -F	RBMC1218T05 41.04 -F				

INSERT BITS

Danaher Tool Group

Professional Keyless Chuck Kit - Heavy-duty design for use on most professional quality corded and cordless drills. Keyless chuck reduces bit changeover time and eliminates lost keys while providing greater gripping power than keyed chucks. Tough nylon and die-cast zinc sleeve design. Precision ball bearing internal mechanism. Includes most commonly used hex and torque wrenches to remove existing chucks retaining screw. Carded. Chuck capacity 1/16" to 3/8", thread 3/8-24.



Product No.	Mfg. No.	Description	Order Mult.	Weight	Unit Cost
389706-C	30354	3/8" Keyless Chuck	0/0/1	.600	24.99 EA

Danaher Tool Group

Chuck Key - Key bodies and heads are case hardened. Soft steel handles eliminate fracturing. Carded.



Product No.	Mfg. No.	Description	Order Mult.	Weight	Unit Cost
345166-D	30826	T-handle, for 1/4" chuck, 5/32" pilot size	0/0/1	.250	2.29 EA
345576-D	30827	T-handle, for 1/4" chuck, 13/64" pilot size	0/0/1	.250	2.29 EA
345530-D	30825	Thumb-handle, for 1/4" and 3/8" chuck, 15/64" pilot size	0/0/1	.250	2.99 EA
345255-D	30249	T-handle, for 1/4" and 3/8" chuck, 15/64" pilot size	0/0/1	.250	1.99 EA
345567-D	30605	L-handle, for 3/8" chuck, 1/4" pilot size	0/0/1	.250	1.99 EA
345549-D	30251	Thumb-handle, for 3/8" and 1/2" chuck, 1/4" pilot size	0/0/1	.250	3.29 EA
345291-D	30250	T-handle, for 3/8" and 1/2" chuck, 9/32" pilot size	0/0/1	.250	2.49 EA
345558-D	31136	Thumb-handle, bulk, for 1/2" and 5/8" chuck, 5/16" pilot size	0/0/1	.300	6.79 EA

Danaher Tool Group


Chuck Key Holder - Durable rubber, resists cracking and breaking. Attaches chuck key to drill cord. Carded.



Product No.	Mfg. No.	Description	Order Mult.	Weight	Unit Cost
345585-E	30253	Chuck Key Leash	0/0/1	.250	1.29 EA

MAYES

Cutting Guide - 8'6" aluminum cutting guide. Works well with any make or model circular saw, jigsaw, or router. Includes 2 C-clamps. Heavy-duty jointer plate firmly connects the 2-pieces. Has 2 sizes 4'3" and 8'6".

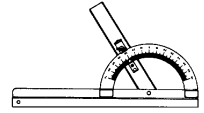


Product No.	Mfg. No.	Description	Order Mult.	Weight	Unit Cost
304786-D	10753	Cutting Guide	1/0/6	3.833	26.49 EA

POWER TOOLS

BRINKMANN

Protractor And Saw Guide - For use with all types of circular or sabre saws for cutting rafters, stairs, risers, picture frames, and all types of angle sawing. Heavy-duty steel construction. Accurately calibrated to single degrees. Easy, positive wing nut adjustment, screw-type pointer correction adjustment. 18" guide bar.



Product No.	Mfg. No.	Description	Order Mult.	Weight	Unit Cost
354896-D	847-8056-1	Protractor Saw Guide	1/0/6	1.833	15.79 EA

IRWIN

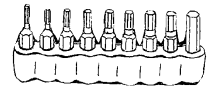
Miter Saw Laser Guide - Miter saw laser guide gives a clear line left of cut. Easy-to-install - replaces the outside washer on a miter saw. Automatic On/Off - activated when spun over 400 RPM. Self-calibrating - sits flush against the blade for an accurate line. Battery life: 1.5 hours or 5000 cuts. Diode life: 3000 hours or 2 million cuts. Does not fit Bosch, Ridgid, and Pro Tech miter saws.



Product No.	Mfg. No.	Description	Order Mult.	Weight	Unit Cost
323386-C	3061001	Miter Saw Laser Guide	1/0/6	.800	39.99 EA

BEST WAY TOOLS

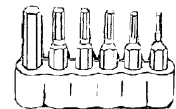
9-Piece Hex Fractional Security Insert Bit Set - 1/4" hex shank fits all standard bit holders and hand-held drivers. Set includes: 1 each, 1/16", 5/64", 3/32", 7/64", 1/8", 9/64", 5/32", 3/16", and 1/4" bit. Carded.



Product No.	Mfg. No.	Description	Order Mult.	Weight	Unit Cost
397326-D	86425	9pc Security Bit Set	1/0/5	.140	5.99 SET

BEST WAY TOOLS

6-Piece Hex Metric Security Insert Bit Set - 1/4" hex shank fits all standard bit holders and hand-held drivers. Set includes: 1 each, 2.5mm, 3mm, 4mm, 5mm, 6mm, and 8mm bits. Carded.



Product No.	Mfg. No.	Description	Order Mult.	Weight	Unit Cost
397334-D	86420	6pc Security Bit Set	1/0/5	.120	3.99 SET

POWER TOOLS

INSERT BITS

BEST WAY TOOLS

33-Piece Security Insert Bit Set - 1/4" and 5/16" hex shank fits all standard bit holders and hand-held drivers. Set includes 33 popular security insert and torx bits. 9 torx bits: T-8, T-10, T-15, T-20, T-25, T-27, T-30, T-35, T-40. 6-hex fractional bits: 5/64", 3/32", 7/64", 1/8", 9/64", 5/32". 6-hex metric bits: 2mm, 2.5mm, 3mm, 4mm, 5mm, 6mm. 3-torq set bits: No. 6, No. 8, No. 10. 4-tri wing bits: No. 1, No. 2, No. 3, No. 4. 4-spanner bits: No. 4, No. 6, No. 8, No. 10. 1 magnetic bit holder. Carded.



Product No.	Mfg. No.	Description	Order Mult.	Weight	Unit Cost
397342-D	45002	33pc Security Bit Set	1/0/12	.575	13.99 SET

BEST WAY TOOLS

1" Security Insert Bit - 1/4" hex shank fits all standard bit holders and hand-held drivers. Carded.



- CLUTCH
- SPANNER
- FRACTIONAL HEX
- TORQ SET
- SLOTTED
- METRIC HEX TAMPER PROOF
- SPLINE
- PHILLIPS
- FRACTIONAL HEX TAMPER PROOF
- TRI-WING
- POZI-DRIVE
- TORX
- SQUARE RECESS
- METRIC HEX
- TORX TAMPER PROOF

Product No.	Mfg. No.	Description	Order Mult.	Weight	Unit Cost
396974-D	86807	3/32" hex	1/0/5	.020	.99 CD
396982-D	86806	7/64" hex	1/0/5	.020	.99 CD
396990-D	86808	1/8" hex	1/0/5	.020	.99 CD
397008-D	86805	9/64" hex	1/0/5	.020	.99 CD
397016-D	86809	5/32" hex	1/0/5	.020	.99 CD
397024-D	86810	3/16" hex	1/0/5	.020	.99 CD
397032-D	86820	Spanner No. 4	1/0/5	.020	.99 CD
397040-D	86821	Spanner No. 6	1/0/5	.020	.99 CD
397059-D	86822	Spanner No. 8	1/0/5	.020	.99 CD
397067-D	86823	Spanner No. 10	1/0/5	.020	.99 CD
397075-D	86824	Spanner No. 12	1/0/5	.020	.99 CD
397083-D	88051	Torq bit No. 6	1/0/5	.020	.99 CD
397091-D	88052	Torq bit No. 8	1/0/5	.020	.99 CD
397105-D	88053	Torq bit No. 10	1/0/5	.020	.99 CD
397113-D	88001	Tri wing No. 2	1/0/5	.020	.99 CD
397121-D	88002	Tri wing No. 3	1/0/5	.020	.99 CD
397148-D	88003	Tri wing No. 4	1/0/5	.020	.99 CD
397156-D	86774	T7 tamperproof torx	1/0/5	.020	.99 CD
397164-D	86775	T8 tamperproof torx	1/0/5	.020	.99 CD
397172-D	86776	T9 tamperproof torx	1/0/5	.020	.99 CD
397180-D	86777	T10 tamperproof torx	1/0/5	.020	.99 CD
397199-D	86778	T15 tamperproof torx	1/0/5	.020	.99 CD
397202-D	86779	T20 tamperproof torx	1/0/5	.020	.99 CD
397210-D	86780	T25 tamperproof torx	1/0/5	.020	.99 CD
397229-D	86781	T27 tamperproof torx	1/0/5	.020	.99 CD
397237-D	86787	T30 tamperproof torx	1/0/5	.020	.99 CD
397245-D	86782	T40 tamperproof torx	1/0/5	.020	.99 CD
397253-D	86187	T3 torx	1/0/5	.020	.99 CD
397261-D	86188	T4 torx	1/0/5	.020	.99 CD
397288-D	86189	T5 torx	1/0/5	.020	.99 CD
397296-D	86190	T6 torx	1/0/5	.020	.99 CD
397318-D	86191	T7 torx	1/0/5	.020	.99 CD

LENOX

Lenox® Lazer™ Reciprocating Saw Blade - Lazer™ series blades are designed to cut pipe, structural steel, and stainless steel. Ideal for plumbers, electricians, welders, and construction. 40% wider for even greater strength, durability, and straight cutting. Tooth design increases blade life and cutting speed. .043" blade thickness. 5 blades per blister pack.



Product No.	Mfg. No.	Description	Order Mult.	Weight	Unit Cost
358193-C	6114R	6", 14TPI	1/0/5	.300	19.79 PK
358207-C	6118R	6", 18TPI	1/0/5	.360	19.79 PK
357774-C	9110R	9", 10TPI	1/0/5	4.400	25.49 PK
358045-C	9114R	9", 14TPI	1/0/5	4.400	25.49 PK
358096-C	9118R	9", 18TPI	1/0/5	4.400	25.49 PK

Delta Intl Machinery

8" ShopMaster Bench Grinder With Light - ShopMaster grinder comes with flexible gooseneck lamp to illuminate grinding wheels and work piece. Double-strength protective eye shields for operator safety. Ball bearing induction motor for long-lasting, trouble-free performance. All cast-iron base and motor housing minimizes operating vibration. 3A, 120V, single phase motor, 3450 RPM. Lighted rocker-type switch. Fully balanced medium and coarse grinding wheels with 5/8" arbor.



Product No.	Mfg. No.	Description	Order Mult.	Weight	Unit Cost
344230-A	GR350	8" Bench Grinder	0/0/1	35.000	77.99 EA

Delta Intl Machinery

6" ShopMaster Bench Grinder With Light - ShopMaster grinder design offers more wheel-to-motor clearance for grinding long items and complex shapes. All cast-iron base with pre-drilled holes for bench mounting. Adjustable work light for clear view of work. Includes double-strength eye shields, adjustable tool rests, wheelguards, lighted On/Off rocker switch, medium and coarse grinding wheels. Single phase, 120V induction motor, 2.5A, 3450 RPM. 1/2" arbor.



Product No.	Mfg. No.	Description	Order Mult.	Weight	Unit Cost
380873-A	GR150	6" Bench Grinder	0/0/1	22.000	39.99 EA

Delta Intl Machinery

ShopMaster Bench Sharpener - ShopMaster 0.7A, utility sharpener for blade and tool sharpening. 120 grit wet/dry grinding wheel for fine sharpening. 170 RPM, forward/reverse motor.



Product No.	Mfg. No.	Description	Order Mult.	Weight	Unit Cost
311843-A	GR050	Bench Sharpener	0/0/1	9.150	41.99 EA

Delta Intl Machinery

ShopMaster 4" Belt And 6" Disc Sander - ShopMaster solid cast-iron base with die-cast aluminum table for belt and disc use. 6-1/8" x 8-7/8" table tilts to 45° for bevel sanding and includes miter gauge. Table can be used on either belt or disc unit. Belt operates horizontally, vertically or any angle in between. Threaded belt tracking control assures accurate belt alignment. Dust spout for shop vacuum operation. Pre-drilled base mounting holes. 1/3 HP, single-phase, 120V induction motor (2000 SF/M belt speed, 3100 RPM disc speed). Includes belt backstop, 4" x 36", 60 grit sanding belt and 6", 60 grit sanding disc.



NOTE: Sanding belts are located with other 3M sanding belts. Use Do it™ 6" stick-on sanding discs located with other Do it™ brand sanding discs.

Product No.	Mfg. No.	Description	Order Mult.	Weight	Unit Cost
331708-A	SM500	6" Disc & 4" Belt Sander	0/0/1	50.000	99.99 EA

Delta Intl Machinery

ShopMaster 10" Drill Press - 5-speed, single phase 1/4 HP, 120V induction motor. Toggle switch with removable lockout key. Tilting table with C-clamp edge and slots. Table size: 8-1/4" x 7-1/2". Adjustable position locking depth stop for accurate depth measurement and repetitive drilling. 1/2" chuck. Chuck to table 14-1/8" maximum, chuck to base 19" maximum. Spindle stroke 2-1/4". Spindle speeds: 620 to 3100 RPM.



Product No.	Mfg. No.	Description	Order Mult.	Weight	Unit Cost
365602-A	SM300	10" Drill Press	0/0/1	68.400	109.99 EA

Delta Intl Machinery

ShopMaster 12" Bench Drill Press - ShopMaster 5-speed, single phase 1/3 HP induction motor. Toggle switch with removable lockout key. Tilting table with C-clamp edge and slots. Table Size: 8-1/2" x 9-7/8". Adjustable position locking depth stop for accurate depth measurement and repetitive drilling. 1/2" chuck. Chuck to table 14-1/8" maximum, chuck to base 19" maximum. Spindle stroke 2-3/8". Spindle speeds: 620, 1100, 1720, 2340, and 3100 RPM.



Product No.	Mfg. No.	Description	Order Mult.	Weight	Unit Cost
351725-A	DP300L	12" Bench Drill Press	0/0/1	77.000	189.99 EA

Delta Intl Machinery

ShopMaster 16" Variable Speed Scroll Saw - ShopMaster variable speed, 400 and 1800 CS/M. Solid cast-iron frame and table with pre-drilled holes for easy bench mounting. 11-3/4" round table tilts 45° left for beveling and chamfering operations. Quickset II blade changing system for quick and easy blade changes. Sawdust blower keeps surface free of sawdust. Cuts 2" deep at 90°, 1" deep at 45°. 7/8" stroke length. Accepts 5" plain end blades. 2A single phase induction motor. Includes wrenches and 1 saw blade.



Product No.	Mfg. No.	Description	Order Mult.	Weight	Unit Cost
380881-A	SM600	16" Scroll Saw	0/0/1	53.000	99.99 EA

Delta Intl Machinery

ShopMaster 9" Bench Band Saw - ShopMaster 1/3 HP, 120V, 3A motor. Rack and pinion upper blade guide, 3° left to 45° right table tilt adjustment. Built-in dust chute for attaching a dust collection system. Flexible lamp. 59-1/2" blade. 1/8" to 3/8" widths. Cuts maximum 3-3/4" stock. Speed: 3000 SF/M.



Product No.	Mfg. No.	Description	Order Mult.	Weight	Unit Cost
390127-A	SM400	9" Band Saw	0/0/1	33.000	109.99 EA

Delta Intl Machinery


ShopMaster 6" Variable Speed Bench Jointer - ShopMaster 10A. Variable speed, 12,000 to 22,000 CPM for jointing and surfacing of soft woods, hard woods, and plastics. 6-3/16" x 30" die-cast aluminum table provides support for surfacing stock up to 6" wide. Center mounted 4-1/4" x 19-3/4" tilting fence gives support for edge jointing, beveling, and chamfering. 2-knife cutter head with jack screw knife leveling arrangement. Poly-V belt drive for maximum power with minimum belt slippage. Includes push blocks and wrenches.



Product No.	Mfg. No.	Description	Order Mult.	Weight	Unit Cost
370916-A	JT160	6" Bench Jointer	0/0/1	41.500	209.99 EA

Delta Intl Machinery


ShopMaster 12-1/2" Portable Planer - 15A, 16,000 CPM. 2 blade cutterhead makes feed rate 26.2 FPM. Planes up to 12" W. and 3/16" D. in a single pass. Accepts 3/16" through 6" thick stock. Cutterhead raises and lowers on 4 precision ground columns for stability. High speed steel knives are double-edged/reversible for twice the cutting life. 12-1/8" x 26" table with removable extensions. Stainless steel table platen. Weighs 62 lb. Includes planer blade set, knife setting gauge, wrench, and instruction manual.



Product No.	Mfg. No.	Description	Order Mult.	Weight	Unit Cost
351709-A	TP305	12" Portable Planer	0/0/1	69.000	219.99 EA

Delta Intl Machinery

12" Planer Blades - Set of double-edged and reversible high speed steel blades for Delta model No. 22-540 and TP-300 planers.



Product No.	Mfg. No.	Description	Order Mult.	Weight	Unit Cost
300055-C	22-547	12" Planer Blade	1/0/5	.084	39.99 SET

Delta Intl Machinery

ShopMaster 12-1/2" Portable Planer With Stand -

ShopMaster 15A. 2 blade cutterhead makes 16,000 cuts per minute. Feed rate 26.2 FPM. Planes up to 12-1/2" W. and 1/8" D. in a single pass. Accepts 1/8" through 6" thick stock. Cutterhead raises and lowers on 4 precision ground columns for stability and locks securely for superior snipe control. High speed steel knives are double-edged/reversible for twice the cutting life. 12-1/2" x 23-1/8" table with adjustable extensions. Stainless steel table. Weighs 68 lb. Includes: Heavy-duty stand, planer blade set, blade setting tool, and wrench.



Product No.	Mfg. No.	Description	Order Mult.	Weight	Unit Cost
380865-A	TP400LS	12-1/2" Portable Planer	0/0/1	72.000	339.99 EA

Delta Intl Machinery

12-1/2" Planer Blades - Set of double-edged and reversible high speed steel blades for Delta model No. 22-560 and TP400LS planers.

Product No.	Mfg. No.	Description	Order Mult.	Weight	Unit Cost
380857-B	22-562	12-1/2" Planer Blade	1/0/5	.050	39.99 SET

Delta Intl Machinery

ShopMaster 10" Compound Miter Saw - 13A, 5200 RPM.

Aluminum base with a 11-1/2" diameter rotating table. Convenient miter indexing system with positive stops at 0°, 22-1/2°, and 45° right and left. Cuts 2-3/8" x 5-3/4" or 3-3/8" x 3-11/16" at 90°, 2-3/8" x 4-1/8" at 45°. Blade tilts 0° and 45°. Cuts 1-9/16" x 5-7/8" at 45° bevel. Electric brake. Built-in lockout button. See-through blade guard retracts automatically. Built-in arbor lock for easy single wrench blade changes. Includes 10" carbide 40 tooth blade and dust bag. Weighs just 28 lb.



Product No.	Mfg. No.	Description	Order Mult.	Weight	Unit Cost
380903-A	SM100M	10" Compound Miter Saw	0/0/1	34.000	99.99 EA

Delta Intl Machinery

12" Compound Miter Saw with Laser - 15A, 3500 RPM, 120V.

Twinlaser® cut lines indicate both sides of the blade kerf. 14-1/4" diameter rotating table with positive stops at 0°, 15°, 22.5°, 31.62°, and 45° right and left. Bevel scale with positive stops at 0° and 45°. Cuts 8" x 2-1/2" and 7" x 3-1/2" at 90°, 5-3/4" x 2-1/2" at 45° miter, and 6-1/2" x 2-1/2" at 45° bevel. Large horizontal handle for increased comfort. Electric brake, built-in arbor lock. See-through blade guard retracts automatically. Unique base design for either bench or jobsite 2 x 4 sawhorse mounting. Extra-tall sliding fence adjusts for increased work support. Removable extension table adds extra 6" of support. Includes carbide blade, dust bag, retractable blade guard, and instruction manual.



Product No.	Mfg. No.	Description	Order Mult.	Weight	Unit Cost
311834-A	36-322L	12" Compound Miter Saw	0/0/1	67.000	299.99 EA

Delta Intl Machinery

ShopMaster 10" Table Saw with Stand - ShopMaster 13A,

4700 RPM, 120V motor. See-through blade guard with anti-kickback fingers. 17-1/4" x 26" die-cast aluminum table with T-slots to securely hold miter gauge. Accurate front and rear locking rip fence with single control lever. Cuts 3" at 90°, 2-1/2" at 45°. Includes a 10" carbide saw blade, table insert, wrenches, and table saw stand.



Product No.	Mfg. No.	Description	Order Mult.	Weight	Unit Cost
347604-A	SM200L	10" Table Saw	0/0/1	43.000	99.99 EA

Delta Intl Machinery

Table Saw Stand - For use with model No. 36-540 and TS200 table saw. Made of heavy-duty steel. Converts bench saw to table saw height of 39".



Product No.	Mfg. No.	Description	Order Mult.	Weight	Unit Cost
346373-A	36-519	Table Saw Stand	0/0/1	13.000	49.99 EA

Delta Intl Machinery

ShopMaster 10" Table Saw - Heavy cast-iron table with 2 steel extension wings - overall size is 22-1/4" x 38-3/8", max rip to the right blade is 27". Separate hand controls for raising and tilting the blade. T-square® fence system for precision accuracy. Capacities: Maximum depth of cut is 3-1/8". Maximum depth of cut at 45° is 2-1/8". Machine stands 35" high. 15A, 115V motor (5500 RPM). Includes: Metal T-slot miter gauge with positive stops at 90° and 45°, see-through blade guard with splitter and anti-kickback fingers, rip fence, table insert, 10" carbide saw blade, wrench, and stand.



Product No.	Mfg. No.	Description	Order Mult.	Weight	Unit Cost
378879-A	TS350	1hp 10" Table Saw	0/0/1	31.500	399.99 EA

Delta Intl Machinery

10" Left Tilt Contractor's Saw - 1-1/2 HP, 120V/240V, induction motor. Belt drive. Maximum 3-1/8" depth of cut at 90°, 2-1/8" cut at 45°. Large cast-iron table with steel extension wings, 40" x 27". Includes 2 steel wings and Delta T-Square® fence system. Deluxe miter gauge provides stops at 45° and 90°. Large On/Off paddle switch is positioned near the top of the table for quick access. See-through blade guard with splitter and anti-kickback attachment. Steel stand features a dust chute for dust collection. 5/8" arbor. Includes Model No. 36-978 saw with model No. T2 fence.



Product No.	Mfg. No.	Description	Order Mult.	Weight	Unit Cost
390135-A	36-977	10" 1-1/2hp Table Saw	0/0/1	228.000	549.99 EA

PORTER-CABLE

14.4V Cordless Drill and Driver - Variable speed reversing drill with 2 gear ranges (0-450, 0-1400 RPM). 22-position adjustable clutch for complete torque control. Soft Grip-To-Fit™ T-handle design. Long life brushes never need replacing. 1/2" keyless chuck with 420 in./lb. maximum torque. 2 Ah batteries. Kit includes 2 high capacity battery packs, 1 hour charger, and carrying case.



Product No.	Mfg. No.	Description	Order Mult.	Weight	Unit Cost
352934-A	9978	14.4v Cordless Drill	1/0/3	5.167	189.99 EA

PORTER-CABLE

14.4V Cordless Drill-Driver Kit - Variable speed reversing drill kit. 2-speed gear box (0-400, 0-1250 RPM). 1.3A battery. 3/8" keyless chuck with 280 in./lb. torque. 22-position clutch including solid lock-up. Kit includes: Drill, 2 battery packs, diagnostic charger, carrying case, and double-ended bit.



Product No.	Mfg. No.	Description	Order Mult.	Weight	Unit Cost
352950-A	9824	14.4v Cordless Drill	1/0/3	3.963	159.99 EA

PORTER-CABLE

19.2V Cordless Drill-Driver Kit - Variable speed reversing drill kit. 2-speed gear box (0-450, 0-1450 RPM). 1.3A battery. 1/2" keyless chuck with 340 in./lb. torque. 21-position clutch including solid lock-up. Kit includes: Drill, 2 battery packs, diagnostic charger, carrying case, and double-ended bit.



Product No.	Mfg. No.	Description	Order Mult.	Weight	Unit Cost
353418-A	9826	19.2v Cordless Drill	1/0/3	4.450	189.99 EA

PORTER-CABLE

19.2V Cordless Drill and Driver - Variable speed reversing drill with 2 gear ranges (0-500, 0-1500 RPM). 22-position adjustable clutch for complete torque control. Soft Grip-To-Fit™ T-handle design. Long life brushes never need replacing. 1/2" keyless chuck with 470 in./lb. maximum torque. 2.4 Ah batteries. Kit includes 2 high capacity battery packs, 1 hour charger, and carrying case.



Product No.	Mfg. No.	Description	Order Mult.	Weight	Unit Cost
357561-A	9984	19.2v Cordless Drill	1/0/3	5.083	229.99 EA

PORTER-CABLE

12V Battery Pack - For use in all 12V Porter Cable drills, excluding model No. 9822. 2.0 Ah nickel cadmium battery for more power and longer run time.



Product No.	Mfg. No.	Description	Order Mult.	Weight	Unit Cost
336653-A	8623	12v Battery Pack	0/0/1	2.000	57.99 EA

PORTER-CABLE

14.4V Battery Pack - For use in all 14.4V Porter Cable drills, excluding model No. 9824. 2.0 Ah nickel cadmium battery for more power and longer run time.



Product No.	Mfg. No.	Description	Order Mult.	Weight	Unit Cost
336718-A	8723	14.4v Battery Pack	0/0/1	2.000	62.99 EA

PORTER-CABLE
PROFESSIONAL POWER TOOLS

19.2V Battery Pack - For use in the Porter Cable Interchangeable Network™ battery system. 19.2V, 2 Ah nickel cadmium battery for more power and longer run time.



Product No.	Mfg. No.	Description	Order Mult.	Weight	Unit Cost
351547-A	8823	19.2v Battery Pack	1/0/10	2.500	89.99 EA

PORTER-CABLE
PROFESSIONAL POWER TOOLS

Saw Boss® 6" Heavy-Duty Circular Saw - Ball and needle bearing construction. Compact size and lightweight for versatility. Adjustable sight line for greater accuracy. Stamped steel shoe. Spindle lock. Positive stops at 45° and 90°. Anti-splinter base insert for fine plywood and veneers. Cuts 1-15/16" at 90°, 1-9/16" at 45°. 1/2" arbor. 9A, 6000 RPM. Includes 20 tooth carbide tipped blade, dust nozzle, wrench and base insert.



Product No.	Mfg. No.	Description	Order Mult.	Weight	Unit Cost
354791-A	345	6" Circular Saw	0/0/1	10.000	149.99 EA

PORTER-CABLE
PROFESSIONAL POWER TOOLS

7-1/4" Circular Saw - Quick-Change™ keyless blade change, for toolless blade changes. Saw blade on right side. Die-cast magnesium construction provides a lighter weight saw for less operator fatigue. 15A, 5800 RPM motor. Ball and roller bearing construction. Integrated dust exhaust port with 205° rotation. Miter lip on lower guard for no hangup cuts. Cuts 2-5/16" at 90°, 1-13/16" at 45°. Soft grip handle. 9.5 lb. Includes 20T carbide tipped blade and carrying case.



Product No.	Mfg. No.	Description	Order Mult.	Weight	Unit Cost
365548-A	324MAG	7-1/4" 15a Circular Saw	0/0/1	13.900	139.99 EA

PORTER-CABLE
PROFESSIONAL POWER TOOLS

7-1/4" Circular Saw - Quick-Change™ keyless blade change, for toolless blade changes. Saw blade on left side. Die-cast magnesium construction provides a lighter weight saw for less operator fatigue. 15A, 5800 RPM motor. Ball and roller bearing construction. Integrated dust exhaust port with 205° rotation. Miter lip on lower guard for no hangup cuts. Cuts 2-5/16" at 90°, 1-13/16" at 45°. Soft grip handle. 9.5 lb. Includes 20T carbide tipped blade and carrying case.



Product No.	Mfg. No.	Description	Order Mult.	Weight	Unit Cost
368970-A	423MAG	7-1/4" 15a Circular Saw	1/0/2	13.580	139.99 EA

PORTER-CABLE
PROFESSIONAL POWER TOOLS

Quik-Change™ Vari-Orbit Jigsaw Kit - Features Quik-Change™ blade clamp for easy blade changes with no tools. Ball and needle bearing construction. Unique guide system keeps blade running straight. Selection lever switches between 3 orbital stroke settings. Tilting base includes detents for 15°, 30°, and 45° left or right. Sawdust blower with On/Off switch. Extra large base. Uses only tang t-shank model No. T101B (Bosch style) blade. 1" stroke. 6A, 500 to 3100 SPM. Kit includes blade, nonmarring base insert, anti-splinter base insert, and carrying case.



Product No.	Mfg. No.	Description	Order Mult.	Weight	Unit Cost
386979-A	9543	Variable Speed Jigsaw	0/0/1	8.600	179.99 EA

PORTER-CABLE
PROFESSIONAL POWER TOOLS

Variable Speed Tiger® Reciprocating Saw Kit - Precision-machined gears with all ball bearing construction. 11.5A heavy-duty motor. Electronic variable speed 0-2600 SFPM. Keyless Quik-Change™ blade clamp allows blade change in seconds without a wrench. Rotating back handle for better leverage. Full 1-1/8" stroke. Cutting action can be changed from reciprocating to orbital. Upside down blade usage. Pivotal front shoe. 10' rubber power cord. Uses Bayonet style jigsaw blade. Includes plastic carrying case.



Product No.	Mfg. No.	Description	Order Mult.	Weight	Unit Cost
371068-A	9748	Vs Reciprocating Saw	0/0/1	17.900	164.99 EA

PORTER-CABLE
PROFESSIONAL POWER TOOLS

Tiger® Saw Reciprocating Saw Kit - Precision-machined gears with all ball bearing construction. Variable speed 10.5A motor. Electronic variable speed 0-2600 SFPM. Full 1-1/8" stroke. Pivotal front shoe. Keyless quick-change blade clamp. Reciprocating action only. Blade can be used upside down. Includes steel carrying case, wrench, and blade.



Product No.	Mfg. No.	Description	Order Mult.	Weight	Unit Cost
371041-A	9746	10.5a Reciprocating Saw	0/0/1	17.900	129.99 EA

PORTER CABLE

POWER TOOLS



Tiger Claw® Reciprocating Saw Kit - Tiger Claw® variable angle reciprocating saw. Combines 2 adjustable gear housings to handle any conceivable cutting situation. Variable speed. Rear gear housing adjust as much as 180° with 13 positive stop locations for close quarters cutting. 8-1/2" length at 90°. Blade housing scrolls at 360° with 12 positive stops. Heavy-duty 11.5A motor. Quick-Change™ front shoe can be extended for additional cutting length. Quik-Change™ blade clamp for keyless blade changes. Variable speed 0-2900 SPM. Precision machined gears with all ball bearing construction. Full 1-1/4" stroke. Blade can be installed upside down to allow for better reach in tight fitting applications. Includes: Case and bimetal blade, and collet pin for jigsaw applications.



Product No.	Mfg. No.	Description	Order Mult.	Weight	Unit Cost
354457-A	9750	Angle Reciprocating Saw	0/0/1	13.910	199.99 EA



3" x 21" VS Belt Sander - Center of gravity positioned directly over platen for efficient sanding and less tipping of tool during operation. Dust bag minimizes belt clogging and helps maintain a clean work area. Dust bag swivels for better sanding in tight areas. Fingertip belt tracking for quick, easy belt alignment. Lever belt release for fast belt changes. 8A, variable speed dial 850-1300 SFFPM. Includes abrasive belt and dust bag.



Product No.	Mfg. No.	Description	Order Mult.	Weight	Unit Cost
354864-A	352VS	3x21 Vs Belt Sander	0/0/1	12.500	189.99 EA



3" x 24" Belt Sander - Ball and needle bearings. Belt and gear drive. Dust bag swivels for sanding in tight areas. Fingertip belt tracking for quick, easy belt alignment. Quick release belt change lever. 12A. 1500 SFFPM. Includes abrasive belt.



Product No.	Mfg. No.	Description	Order Mult.	Weight	Unit Cost
369004-A	360	3x24 12a Belt Sander	0/0/1	16.230	249.99 EA




Drywall Sander - For sanding drywall, plaster, and other wall and ceiling materials. Clean-up time is minimized by use of the Porter Cable model No. 7812 vacuum attached to the tool. Sander is lightweight (8 lb.) and allows user to sand 10' ceilings without stilts or scaffold. Variable speed control (1000-1650 RPM). 3.5A motor has serviceable brushes. Includes tool, 13' 1-1/4" vacuum hose, 100 grit 8-7/8" foam-backed sanding pad, and hook and loop straps for attaching power cord to vacuum hose.



Product No.	Mfg. No.	Description	Order Mult.	Weight	Unit Cost
379786-A	7800	Drywall Sander	0/0/1	18.450	459.99 EA



Sanding Discs - 8-7/8" foam-backed drywall sanding pads for use with Porter Cable model No. 7800 drywall sanding tool. Foam backing allows pad to float over irregularities in the wall and provides a smooth, feathered edge. Compression type pad mounting. 5 per box.



Product No.	Mfg. No.	Description	Order Mult.	Weight	Unit Cost
379824-B	77085	80 grit	0/0/1	.850	39.99 BX
379832-B	77105	100 grit	0/0/1	.850	39.99 BX
379840-B	77125	120 grit	0/0/1	.850	37.99 BX
379859-B	77155	150 grit	0/0/1	.850	37.99 BX
379867-B	77185	180 grit	0/0/1	.800	37.99 BX
379875-B	77225	220 grit	0/0/1	.800	37.99 BX



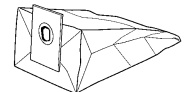
10 Gallon Tool Triggered Wet and Dry Vac - Designed for use with Porter Cable model No. 7800 drywall sander but can be used with any power tool equipped for dust collection. Powerful 9A 1000W motor. Built-in outlet for power tool; vacuum starts/stops when tool is switched On/Off, includes 15 second vacuum overrun. 22' cord. Dent and corrosion-resistant plastic tank. Dual filtration system utilizes filter bag (model No. 78121) and exhaust filter (model No. 78117). Large wheels for easy maneuvering. Vac includes hose, hose adapter, and tool holders.



Product No.	Mfg. No.	Description	Order Mult.	Weight	Unit Cost
379794-A	7812	Drywall Vacuum	0/0/1	29.000	259.99 EA




Filter Bag - 2-ply, 5 gallon paper filter bag for dust pick-up applications. For use with Porter Cable model No. 7810 vacuum. 3 bags per package.



Product No.	Mfg. No.	Description	Order Mult.	Weight	Unit Cost
379808-B	78114	Filter Bag	0/0/1	.500	11.99 PK



Exhaust Filter - 5.7 sq.ft., washable, reusable filter designed to keep exhaust, air, and work area clean. For use with Porter Cable model No. 7810 vacuum.



Product No.	Mfg. No.	Description	Order Mult.	Weight	Unit Cost
379816-B	78115	Exhaust Filter	0/0/1	.350	17.99 EA

Your representative can give you details on product availability and shipping requirements!

PORTER-CABLE
PROFESSIONAL POWER TOOLS

Brad Nailer And Compressor Kit - Includes model No. BN125A 1-1/4" brad nail gun. 2 HP, 6 gallon pancake compressor. 25', 300 P.S.I. air hose with ferrules on both ends. Kit includes 1/4" Male and Female couplers, Teflon® pipe tape, 1000 brad nails, oil, and wrench.



Product No.	Mfg. No.	Description	Order Mult.	Weight	Unit Cost
331317-A	CFBN125B	Brad Nailer & Compressor	0/0/1	49.000	199.99 KT

PORTER-CABLE
PROFESSIONAL POWER TOOLS

Deluxe Plate Joiner Kit - Fence tilts from 0° to 135° with positive stop at 90°. Micro height adjustment knob. 7-position rotating depth stop. Bale handle attached to fence for greater stability and control. Spindle lock for easy blade changes. Includes both 2" (model No. 5559) and 4" (model No. 5558) diameter blades for standard and face-frame biscuits. 1" dust port connects to collection bag (included) or vac. 7.5A, 10,000 RPM. Includes carrying case.



Product No.	Mfg. No.	Description	Order Mult.	Weight	Unit Cost
386987-A	557	Plate Joiner Kit	0/0/1	14.450	224.99 KT

PORTER-CABLE
PROFESSIONAL POWER TOOLS

1-3/4 HP Router - Solid, die-cast and precision machined aluminum motor housing and base. Micrometer depth of cut control. Permanently sealed ball bearing construction. Self-releasing collet system automatically frees bit from collet when loosened. Flat top design for fast, easy bit changes. Large control knobs positioned close to base for accurate control. Fits standard plunge and D-handle bases 11A, 27,500 RPM. Includes 1/4" and 1/2" collets.



Product No.	Mfg. No.	Description	Order Mult.	Weight	Unit Cost
354848-A	690LR	1-3/4hp Diecast Router	0/0/1	9.750	139.99 EA

PORTER-CABLE
PROFESSIONAL POWER TOOLS

1-3/4 HP Router Kit - Includes both a fixed router base and a plunge router base for added versatility. Lever-release height adjustment on the fixed base and a smooth locking lever on the plunge base ensure accurate routing. Precision machined aluminum motor housing and bases. 2-1/2" plunge range with fully enclosed springs. Depth rod and 6-position step turret. Self-releasing collet system automatically frees bit from collet when loosened. Permanently sealed ball bearings. 11A. 27,500 RPM. Includes 1/4" and 1/2" collets and carrying case.



Product No.	Mfg. No.	Description	Order Mult.	Weight	Unit Cost
386030-A	693LRPK	1-3/4hp Plunge Router Kit	0/0/1	15.000	189.99 KT

PORTER-CABLE
PROFESSIONAL POWER TOOLS

Laminate Trimmer - 100% sealed ball bearings. Precision machined aluminum base. Micro-set™ depth-of-cut adjustment knob. Spindle lock. 1/4" collet 5.6A, 30,000 RPM. Includes 1/4" collet and wrench.



Product No.	Mfg. No.	Description	Order Mult.	Weight	Unit Cost
365580-A	7310	Laminate Trimmer	0/0/1	4.760	109.99 EA

DEWALT


1/2" VS Cement Shear - Heavy-duty cement shear offers a 6.5A DeWalt built motor that provides high overload protection. The shear has 1/2" cutter head for increased capacity and 360° swivel head for all around versatility. The reversible dual-cutting edge side blades and replaceable center and side cutting blades make servicing the tool simple. The shear is variable speed (0-2500 SPM) with a rubber trigger and handle.



Product No.	Mfg. No.	Description	Order Mult.	Weight	Unit Cost
311807-A	D28605	1/2" Vs Cement Shear	0/0/1	5.494	229.99 EA

PORTER-CABLE
PROFESSIONAL POWER TOOLS

Drywall Cut-Out Bit - 1/8" piloted, down spiral drywall bit. For use with drywall cut-out tool model No. 7499. 10 per bag.



Product No.	Mfg. No.	Description	Order Mult.	Weight	Unit Cost
355399-B	43223-10	1/8" Drywall Bit	0/0/1	.300	8.99 PK

Rotozip Tool Corp.

RZ1 Cut-Out Tool - 5.0A motor. Lightweight design, 3.0 lb. 30,000 RPM for fast, clean, free-hand cuts in a variety of building materials including drywall, ceiling tile, ceramic tile, solid surface countertops, cement board, fiberglass, aluminum siding, wood, OSB, laminates, plastics, and more. Plastic adjustable foot allows for a depth of cut up to 1". Soft band handle. 3 jaw chuck allows for wrenchless bit change. Holds 1/8" and 1/4" bits. Includes model No. RZ02 spiral saw, dust extractor vacuum attachment (model No. RZVAC1), bit case, 1 tracing xbit (model No. XB-MP6P2), 1 drywall exit (model No. XB-DW2), 1/8" to 1/4" and 5/32" collects and wrench.



Product No.	Mfg. No.	Description	Order Mult.	Weight	Unit Cost
372412-A	RZ02-1200	5a Spiral Saw	1/0/4	4.120	69.99 EA

Rotozip Tool Corp.

RZ10 Cut-Out Tool - 5.5A motor. Lightweight design, 3.1 lb. Variable speed control. 3-jaw chuck allows for wrenchless bit change. 15,000 to 30,000 RPM for fast, clean, free-hand cuts in a variety of building materials including drywall, ceiling tile, ceramic tile, solid surface countertops, cement board, fiberglass, aluminum siding, wood, OSB, laminates, plastics, and more. Plastic adjustable foot allows for a depth of cut up to 1". Removeable quick release handle. Holds 1/8" and 1/4" bits. Includes: RZ10 spiral saw, Zipmate™ ZM2 cutting attachment, bit accessory pack, bit case, and hard tool case, masonry wheel, metal wheel, and diamond cut-off wheel.



Product No.	Mfg. No.	Description	Order Mult.	Weight	Unit Cost
372420-A	RZ10-2100	Spiral Saw Kit	1/0/3	7.750	99.99 EA

Rotozip Tool Corp.

RZ05 Cut-Out Tool - 30,000 RPM. 5.0A motor. 3-jaw chuck allows wrenchless bit change for quick changes. Cuts in a variety of building materials including drywall, ceiling tile, ceramic tile, solid surface countertops, cement board, fiberglass, aluminum siding, wood, OSB, laminates, plastics, and more. Quick-release detachable handle. Lightweight soft grip body design. 3 lb. Includes RZ5 spiral saw, bit accessory pack, bit case, and hard tool case.



Product No.	Mfg. No.	Description	Order Mult.	Weight	Unit Cost
374547-A	RZ05-1100	Spiral Saw	1/0/3	3.400	84.99 EA

Rotozip Tool Corp.

Sabrecut Zip Bit - The most versatile bit for all types of wood and wood composites up to 1" thick, fiberglass, solid surface material, vinyl siding, aluminum siding, plastics, and laminates. 1/8" shank. For use in Rotozip cut-out tools.



Product No.	Mfg. No.	Description	Order Mult.	Weight	Unit Cost
374628-C	SC5	5 bits per pack	1/10/50	.063	7.49 PK
367656-B	SC25	25 bits per pack	1/5/50	.125	31.49 PK

Rotozip Tool Corp.

Drywall Outlet Zip Bit - Designed for slower, controlled cuts of outlet boxes in drywall. The original drywall outlet bit. 1/8" shank. For use in Rotozip cut-out tools. 10 bits per pack.



Product No.	Mfg. No.	Description	Order Mult.	Weight	Unit Cost
374571-C	ZB10	1/8" Drywall Zip Bit	1/10/50	.140	8.29 PK

Rotozip Tool Corp.

Guidepoint Drywall Zip Bit - Piloted down spiral bit for fast clean cuts in drywall. 1/8" shank. For use in Rotozip cut-out tools.



Product No.	Mfg. No.	Description	Order Mult.	Weight	Unit Cost
374563-C	GP10	10 bits per pack	1/10/50	.140	8.79 PK
367877-C	GP25	25 bits per pack	1/5/50	.125	21.99 PK

Rotozip Tool Corp.

Window and Door Drywall Zip Bit - For faster window and door opening cuts in drywall. Also works in foamboard. 1/4" shank. For use in Rotozip cut-out tools. 1 bit per pack.



Product No.	Mfg. No.	Description	Order Mult.	Weight	Unit Cost
374555-C	WD1	1/4" Drywall Zip Bit	1/10/50	.120	5.49 PK

Rotozip Tool Corp.

Titlecut Carbide Zip Bit - Cuts ceramic wall tile, cement board, and plaster (will not cut floor tile). 1/8" shank. For use in Rotozip cut-out tools.



Product No.	Mfg. No.	Description	Order Mult.	Weight	Unit Cost
374601-C	TC1	1 bit per pack	1/5/50	.080	5.99 PK
367869-A	TC10	10 bits per pack	1/5/50	.200	42.99 PK

Rotozip Tool Corp.


Duracut Carbide Zip Bit - Cuts cement board, stucco, plaster, and fiberglass. Durable carbide cutting teeth. 1/4" shank. For use in Rotozip cut-out tools. 1 bit per pack.



Product No.	Mfg. No.	Description	Order Mult.	Weight	Unit Cost
374598-B	DC1	1/4" Carbide Zip Bit	1/5/50	.160	10.99 PK

Rotozip Tool Corp.

Circle Cutter - Circle cutting attachment for fast clean cuts from 3-1/2" to 14" in diameter. For use with Rotozip Spiracut® and Rotomite™ cut-tools.



Product No.	Mfg. No.	Description	Order Mult.	Weight	Unit Cost
374644-C	CRCT1	3-1/2-14 Circle Cutter	0/0/1	.300	17.99 EA

Panasonic Ind.

2.4V Cordless Screwdriver - 2-position pivoting handle. Variable speed reversing. 1/4" hex shank chuck. Electric brake. Heavy-duty hinge. 26 lb. of torque. Includes charger, battery pack, and case.



Product No.	Mfg. No.	Description	Order Mult.	Weight	Unit Cost
312665-A	EY503B	2.4v Screwdriver	1/0/2	3.500	79.99 EA

Panasonic Ind.

2.4V Replacement Battery Pack - 2.4V replacement battery pack for Panasonic 2.4V tools (model No. EY6220B and EY503B).



Product No.	Mfg. No.	Description	Order Mult.	Weight	Unit Cost
312703-B	EY9021B	2.4v Battery	0/0/1	7.800	22.49 EA

Panasonic Ind.

12V Cordless Drill and Driver Kit - Variable speed reversing drill with 2 gear ranges, low 0 to 400 and high 0 to 1300 RPM. High-performance motor. Electric brake. Adjustable clutch torque control, 18 settings. Heavy-duty 1/2" keyless hcuck. Textured housing grip. 293 in./lb. torque. Kit includes 1 hour charger, 2 NiMH batteries, and carrying case.



Product No.	Mfg. No.	Description	Order Mult.	Weight	Unit Cost
312401-A	EY6409GQKW	12v Cordless Drill	1/0/2	11.900	184.99 EA

Panasonic Ind.

12V Cordless Impact Driver - Variable speed reversing. 0 to 2600 RPM. 1/4" hex drive. 1060 in./lb. of tightening torque. Compact size and weight allows access into tighter areas and reduces user fatigue. Durable gear case and all-metal transmission for extended durability. Heavy-duty impacting mechanism directs torque to fastener, limiting torque reaction felt on the wrist. 3.9 lb. Kit includes 1 hour charger, 2 each 12V, 3.5Ah NiMH batteries, and kit box.



Product No.	Mfg. No.	Description	Order Mult.	Weight	Unit Cost
312405-A	EY7201GQKW	12v Impact Driver	1/0/2	12.000	249.99 EA

Panasonic Ind.

12V Cordless Impact Driver - Variable speed reversing. 0 to 2600 RPM. 3 speed transmission. Electric brake. Digital clutch automatically stops before over tightening. Matches working conditions using a sensor and microcomputer. 1/4" hex drive. 1060 in./lb. of tightening torque. Compact size and weight allows access into tighter areas and reduces user fatigue. Durable gear case and all-metal transmission for extended durability. Heavy-duty impacting mechanism directs torque to fastener, limiting torque reaction felt on the wrist. 3.9 lb. Kit includes 1 hour charger, 2 each 12V, 3.5Ah NiMH batteries, and kit box.



Product No.	Mfg. No.	Description	Order Mult.	Weight	Unit Cost
312355-A	EY7202GQW	12v Impact Driver	1/0/2	11.950	289.99 EA

Panasonic Ind.

12V Battery Pack - 3.5Ah NiMH replacement battery pack. Powers all Panasonic 12V tools.



Product No.	Mfg. No.	Description	Order Mult.	Weight	Unit Cost
312592-B	EY9201B	12v Battery	1/0/6	2.050	87.99 EA

Panasonic Ind.

Battery Charger - Accepts Panasonic's 7.2V thru 24V battery packs. 5 charging functions can charge NiMH and NiCd batteries. Charging time varies upon battery voltage, 20 to 65 minutes.



Product No.	Mfg. No.	Description	Order Mult.	Weight	Unit Cost
312649-B	EY0110B	7.2-24v Battery Charger	1/0/6	1.933	94.99 EA

Panasonic Ind.

15.6V Cordless Drill and Driver Kit - Variable speed reversing drill with 2 gear ranges, low 0 to 450 and high 0 to 1450 RPM. High-performance motor. Electric brake. Adjustable clutch torque control, 18 settings. Heavy-duty 1/2" keyless hcuck. Textured housing grip. 390 in./lb. torque. Kit includes 1 hour charger, 2 each 3.5Ah NiMH batteries, and carrying case.



Product No.	Mfg. No.	Description	Order Mult.	Weight	Unit Cost
312428-A	EY6432GQKW	15.6v Cordless Drill	1/0/2	13.550	199.99 EA

Panasonic Ind.

15.6V Cordless Multi Drill and Impact Driver - Multi drill and driver does all drilling, driving, and impact fastening moes. Variable speed reversing. Impact mode: maximum torque 1100 in./lb. 2200 RPM. Snap-on attachable 1/2" keyless chuck. Drill/driver mode: 18 clutch torque settings, 0 to 2200 RPM. 1/4" hex drive. 1060 in./lb. of tightening torque. Compact size and weight allows access into tighter areas and reduces user fatigue. Durable gear case and all-metal transmission for extended durability. Heavy-duty impacting mechanism directs torque to fastener, limiting torque reaction felt on the wrist. 4.8 lb. Kit includes 1 hour charger, 2 each 15.6V, 3.5Ah NiMH batteries, and kit box.



Product No.	Mfg. No.	Description	Order Mult.	Weight	Unit Cost
312541-A	EY6535GQW	15.6v Drill/impct Driver	1/0/2	13.550	299.99 EA

MILWAUKEE TOOL

Panasonic Ind.

15.6V Battery Pack - 3.5Ah NiMH replacement battery pack. Powers all Panasonic 15.6V tools.



Product No.	Mfg. No.	Description	Order Mult.	Weight	Unit Cost
312606-B	EY9231B	15.6v Battery	1/0/6	2.500	104.99 EA

Panasonic Ind.

18V Cordless Drill and Driver - Variable speed reversing with 2 gear ranges, low 0 to 430, and high 0 to 1500 RPM. 442 in./lb. torque. High-performance motor. Compact body design. 1/2" keyless chuck. Auto spindle lock. Includes charger, 2 each 3.5Ah NiMH battery packs, and plastic carrying case.



Product No.	Mfg. No.	Description	Order Mult.	Weight	Unit Cost
312568-A	EY6450GQKW	18v Cordless Drill	1/0/2	17.000	249.99 EA

Panasonic Ind.

18V Cordless Hammerdrill and Driver - Variable speed reversing with 2 gear ranges, low 0 to 450, and high 0 to 1550 RPM. Up to 28,000 BPM. 425 in./lb. torque. High-performance motor. Compact body design. 1/2" keyless chuck. Auto spindle lock. Includes charger, 2 each 3.5Ah NiMH battery packs, and plastic carrying case.



Product No.	Mfg. No.	Description	Order Mult.	Weight	Unit Cost
312584-A	EY6950GQKW	18v Hammer Drill	1/0/2	17.300	289.99 EA

Panasonic Ind.

18V Battery Pack - 3.5Ah NiMH replacement battery pack. Powers all Panasonic 18V tools.



Product No.	Mfg. No.	Description	Order Mult.	Weight	Unit Cost
312630-B	EY9251B	18v Battery	1/0/6	2.883	104.99 EA

POWER TOOLS

Panasonic Ind.

18V Drill, Saw, and Floodlight Combo Kit - Kit includes 4 Panasonic cordless 18V tools plus 2 each 3.5Ah NiMH battery packs, and 1 hour charger in a single kit box. Tools include: 18V hammerdrill/driver (model No. EY6950), 18V 6-1/2" circular saw (model No. EY3551), 18V reciprocating saw (model No. EY3544), and 18V flashlight (model No. EY3796).



Product No.	Mfg. No.	Description	Order Mult.	Weight	Unit Cost
312711-A	EYC155GQW	18v 4pc Combo Kit	0/0/1	48.000	539.99 EA

Milwaukee Elec. Tool

2.4V Cordless Screwdriver - 1/4" hex collet, 400/200 RPM. 6-position adjustable clutch. Forward and reverse button with switch lock. Unit comes with 2 batteries, 1 hour charger, 4-piece bit set, and case.



Product No.	Mfg. No.	Description	Order Mult.	Weight	Unit Cost
392200-A	654722	Cordless Screwdriver	0/0/1	2.950	109.99 EA

Milwaukee Elec. Tool

12V Cordless Driver and Drill Kit - 20-position adjustable clutch. Up to 280 in./lb. of torque. 3/8" single sleeve ratcheting keyless chuck and electric brake. Variable speed, reversing with 2-speed ranges: 0-360 and 0-1400 RPM. Mid-handle design. Clip-Lok™ System. Includes 2 reversible slide battery packs, 1 hour charger, and carrying case.



Product No.	Mfg. No.	Description	Order Mult.	Weight	Unit Cost
392170-A	060222	12v Cordless Drill	0/0/1	12.820	139.99 EA

Milwaukee Elec. Tool

14.4V Cordless Driver and Drill Kit - 20-position adjustable clutch. Up to 390 in./lb. of torque. 1/2" single sleeve ratcheting keyless chuck and electric brake. Variable speed, reversing with 2-speed ranges: 0-360 and 0-1400 RPM. Mid-handle design. Clip-Lok™ System. Includes 2 reversible slide battery packs, 1 hour charger, and carrying case.



Product No.	Mfg. No.	Description	Order Mult.	Weight	Unit Cost
391417-A	061222	14.4v Vsr Driver & Drill	0/0/1	14.000	169.99 EA

POWER TOOLS

Save time by letting us locate those hard-to-find items for you!

POWER TOOLS

Milwaukee Elec. Tool

18V Cordless Driver And Drill Kit - 20-position adjustable clutch. Up to 495 in./lb. of torque. 1/2" keyless chuck and electric brake. Variable speed, reversing with 2-speed ranges: 0-500 and 0-1700 RPM. Mid-handle design. Reversible position battery for more clearance in confined spaces. Includes two 2.4 Ah Power-Plus batteries, 1 hour charger, side handle, and carrying case.



Product No.	Mfg. No.	Description	Order Mult.	Weight	Unit Cost
385611-A	062524	18v Cordless Drill	0/0/1	17.000	239.99 EA

Milwaukee Accessory

Power Plus Battery Pack - Power Plus battery pack.



Product No.	Mfg. No.	Description	Order Mult.	Weight	Unit Cost
392294-B	48111967	12V battery, 1.4 Ah	0/0/1	1.520	44.99 EA
385638-B	48112230	18V battery, 2.4 Ah	0/0/1	2.670	79.99 EA

Milwaukee Accessory

14.4V battery - NiCd, 2.4A capacity for longer run time. No memory effect - full battery capacity is always available for use with Milwaukee 14.4V cordless tools.



Product No.	Mfg. No.	Description	Order Mult.	Weight	Unit Cost
338940-B	48111024	14.4v Battery	0/0/1	1.440	72.99 EA

Milwaukee Accessory

Universal Battery Charger - Charges all Milwaukee 12V thru 18V Power-Plus batteries, including Ni-Cd and Ni-MH. Withstands 3' drop to concrete with battery attached. Generator and long extension cord ready for wide input voltage range. 2-step charging performance: 1 hour fast charge mode, and maintenance mode-keeps the battery pack fully charged while on charger.



Product No.	Mfg. No.	Description	Order Mult.	Weight	Unit Cost
360686-B	48590255	Battery Charger	0/0/1	1.400	54.99 EA

MILWAUKEE TOOL

Milwaukee Elec. Tool

3/8" Magnum® Drill - Variable speed reversing trigger control, 0-2800 RPM. 5.5A motor. 120V. All ball and roller bearing construction. All-metal Grip-Lok keyless chuck. Double insulated. Includes 10' fixed rubber power cord.



Product No.	Mfg. No.	Description	Order Mult.	Weight	Unit Cost
392162-A	023320	3/8" Vsr Magnum Drill	0/0/1	5.000	89.99 EA

Milwaukee Elec. Tool

Magnum® 1/2" Heavy-Duty Drill - Features variable speed reversing trigger control, 0-850 RPM. Powerful 8A motor. Detachable 8' power cord for tangle-free carry and storage. 120V. Weight: 5.4 lb.



Product No.	Mfg. No.	Description	Order Mult.	Weight	Unit Cost
306657-A	029920	1/2" Drill	0/0/1	6.000	109.99 EA

Milwaukee Elec. Tool

1/2" Hole-Hawg® Drill - Compact design and right angle orientation make this tool ideal for motor and triple reduction gearing handles up to 4-5/8" self-feed bits. 2-position pipe handle and 3-position spade handle put force in line with drilling. External brush caps for easy servicing.



Product No.	Mfg. No.	Description	Order Mult.	Weight	Unit Cost
375586-A	16756	1/2" Angle Drill	0/0/1	14.940	299.99 EA

Milwaukee Elec. Tool

Right Angle Drill Kit - Variable speed reversing, low 0-335 RPM, high 0-750 RPM. Heavy-duty 1/2" chuck. 7A, 120V AC motor. D handle style. Head and handle swivel 360°. Includes steel case and 8' 3-wire Quik-Lok™ rubber power cord.



Product No.	Mfg. No.	Description	Order Mult.	Weight	Unit Cost
374776-A	31076	Right Angle Drill	0/0/1	19.000	239.99 KT

MILWAUKEE TOOL

Milwaukee Elec. Tool

Variable Speed Reversing Dry Wall Screwdriver - Trigger speed control 0-4000 RPM. Powerful 6.5A motor. Simple positive depth adjustment. All-metal gear case and diaphragm. Includes No. 2 Phillips hex bit, magnetic bit holder and belt clip. Impact-resistant, nonconductive glass reinforced nylon motor housing, triple-sealed against dust contamination.



Product No.	Mfg. No.	Description	Order Mult.	Weight	Unit Cost
306746-A	674220	6.5a Drywall Screwdriver	0/0/1	3.950	89.99 EA

Milwaukee Elec. Tool

Positive Clutch Screw Shooter - 0-2500 RPM, depth control, 5A, 120V AC motor. For driving decking and self-drilling fasteners. Snap action drive clutch disengages when adjustable locator nose contacts work surface. Pop-off locator nose. Lightweight metal diaphragm and gear case. Unique motor fan design runs quieter. Self-stopping longlife brush system stops tool when brushes are worn preventing motor damage. Reversing motor and locking trigger switch. Includes No. 2 Phillips bit, TEKS® locator, 1/4", 5/16", and 3/8" hex guide, and 5/16" magnetic hex socket, belt clip, 2-wire Quik-Lok™, and case. 10' rubber power cord.



Product No.	Mfg. No.	Description	Order Mult.	Weight	Unit Cost
392219-A	679121	Screw Shooter	0/0/1	13.540	129.99 EA

Milwaukee Elec. Tool

1/2" Hammer Drill - 2 gear speed, low 0-1350 RPM, high 0-2500 RPM; 7.5A; 120V AC. 0-22,000/0-40,000 blows per minute. Forward/reverse switch. Ball and roller bearing construction. Self-stopping brushes. Removable side handle. Capacity in concrete: 3/4"/3/8". Metal keyed chuck. Heavy-duty 10' rubber cord with Quik-lok™ connector to drill. Includes case.



Product No.	Mfg. No.	Description	Order Mult.	Weight	Unit Cost
392197-A	537821	1/2" Hammer Drill	0/0/1	7.390	139.99 EA

Milwaukee Elec. Tool

Magnum® 1/2" Hammer Drill - 0-1800 RPM RPM; 8.5A; 120V AC. 0-28,000 blows per minute. Forward/reverse switch. Easy adjust selector collar for drill only or hammer and drill. Exclusive brush cartridge system. Heavy-duty 10' rubber cord with Quik-lok™ connector to drill. Capacity: in concrete 5/8"/1/2".



Product No.	Mfg. No.	Description	Order Mult.	Weight	Unit Cost
323624-A	538120	1/2" Hammer Drill	0/0/1	7.540	139.99 EA

POWER TOOLS

Milwaukee Elec. Tool

3/4" SDS Rotary Hammer Drill - Variable speed reversing trigger control, 0 to 1270 RPM, 0 to 5400 blows per minute. 6A motor. Easy adjust selector collar for drill only or for hammer and drill. Clutch disengages and rotary action stops when drill bit jams. Side handle can be rotated 360°. Heavy-duty AC sealed switch. Capacity in concrete: 3/4" solid bit or 1-1/2" core bit. Includes side handle, depth gauge, and carrying case. Weight 5.7 lb.



Product No.	Mfg. No.	Description	Order Mult.	Weight	Unit Cost
357588-A	538321	3/4" Hammer Drill	0/0/1	16.020	209.99 EA

Milwaukee Accessory

SDS Rotary Hammer Drill Bit - Carbide-tipped drill bits with SDS shanks. Black oxide finish. Packed in vinyl pouch.



Product No.	Mfg. No.	Description	Order Mult.	Weight	Unit Cost
341118-C	48207411	3/16" x 6"	0/0/1	.100	6.49 EA
341126-C	48207430	1/4" x 4"	0/0/1	.120	5.49 EA
341134-C	48207431	1/4" x 6"	0/0/1	.120	6.49 EA
341142-C	48207441	5/16" x 6"	0/0/1	.130	8.79 EA
341150-C	48207451	3/8" x 6"	0/0/1	.180	8.49 EA
341169-C	48207471	1/2" x 6"	0/0/1	.250	10.49 EA
341177-C	48207602	5/8" x 8"	0/0/1	.380	19.79 EA
341185-C	48207061	3/4" x 8"	0/0/1	.500	34.99 EA

Milwaukee Elec. Tool

Orbital Finishing Sander - 4-1/2" x 4-3/8" pad. 1.8A, 1/16" orbit at 13,000 per minute. 120V AC. Uses 1/4 sheet 9" x 11" sandpaper. Ball bearing construction. Rocker type switch. 8' rubber cord. Includes dust bag.



Product No.	Mfg. No.	Description	Order Mult.	Weight	Unit Cost
316148-A	60176	1/4sh Finishing Sander	0/0/1	3.500	52.99 EA

Milwaukee Elec. Tool

4-1/2" Sander and Grinder - Powerful 5.5A motor, 10,000 RPM. Features removable side handle for left or right hand operation. 5/8"-11 spindle size. Includes grinding wheel guard, one 24 grit aluminum oxide grinding wheel, open-end wrench, spanner wrench, flange and flange nut and side handle. Optional accessories are available from Milwaukee to convert grinder to 4-1/2" sander.



Product No.	Mfg. No.	Description	Order Mult.	Weight	Unit Cost
330698-A	61406	4.5" Sander/grinder	0/0/1	6.100	99.99 EA

POWER TOOLS

POWER TOOLS

MILWAUKEE TOOL

Milwaukee Elec. Tool

4-1/2" Sander and Grinder - Magnum®. 8.5A motor, 10,000 RPM. Removable 3-position side handle. 5/8" - 11" spindle size. Ergonomic body design and recessed extended paddle switch with integrated lock-off button. 8' fixed rubber power cord. 5-position, quick-set disc guard requires no tools. Includes spanner wrench, grinding disc, flange, and flange nut.



Product No.	Mfg. No.	Description	Order Mult.	Weight	Unit Cost
374784-A	61486	4-1/2" 7a Sander/grinder	0/0/1	6.560	99.99 EA

Milwaukee Accessory

4-1/2" Backing Pad - For use on 4-1/2" or 5" grinders with a 5/8" - 11" spindle size. Includes backing pad, disc nut, and 2 sanding discs.



Product No.	Mfg. No.	Description	Order Mult.	Weight	Unit Cost
350648-C	49363455	4-1/2" Backing Pad	0/0/1	.400	11.79 KT

Milwaukee Elec. Tool

Orbital Action Jigsaw With Case - Variable speed (500-3000 SPM) easily adjusted with thumbwheel speed control. 4-position orbital action. Clear shield surrounds plunger and blade. 1" stroke length. Quick lock blade system uses T-shank/bayonet style blades and requires no tools for changing. (2 blades included). Built-in dust collection port. Also includes anti-splintering device for clean cutting edge. Electronic dial speed control maintains constant SPM under varying conditions. 6.5A motor. Includes carrying case.



Product No.	Mfg. No.	Description	Order Mult.	Weight	Unit Cost
308471-A	626821	6.5a Jigsaw	0/0/1	8.850	159.99 KT

Milwaukee Elec. Tool


7-1/4" Circular Saw With Tilt-Lok™ Handle - Cushioned handle adjusts and locks in any of 8 positions for more comfortable use. Housing designed for improved cutting visibility. All ball and roller bearing construction. 15A, 3.25 HP, 5800 RPM. Tilting aluminum shoe. Glass reinforced nylon housing and handle. 1 lever angle adjustment. Extra bevel capacity. Cuts 2-5/16" at 90°, 1-5/8" at 50°, 1-13/16" at 45°. Weighs just 10.4 lb. Includes carbide tipped blade, wrench, and case.



Product No.	Mfg. No.	Description	Order Mult.	Weight	Unit Cost
321206-A	639021	7-1/4" 15a Circular Saw	0/0/1	17.770	139.99 EA

Milwaukee Elec. Tool

18V 6-1/2" Cordless Circular Saw - Uses 18V high-capacity battery. 3200 RPM. Electric brake. 6-position clutch. Forward/reverse button. Soft-grip handle. Rigid aircraft aluminum shoe. Includes 2 each: 2.4 Ah batteries, universal 1 hour charger, 1 blade, rip fence, and plastic case.



Product No.	Mfg. No.	Description	Order Mult.	Weight	Unit Cost
392286-A	631022	18v 6-1/2" Circular Saw	0/0/1	26.900	269.99 EA

Milwaukee Elec. Tool

7-1/4" Worm Drive Saw - Powerful 15A motor specifically designed for toughest applications. Features rigid steel wrap around shoe for maximum accuracy. Depth of cut at 90° is 2-3/8"; at 45° is 1-7/8". Includes diamond arbor combination blade and wrench. Weight: 17 lb.



Product No.	Mfg. No.	Description	Order Mult.	Weight	Unit Cost
306681-A	63776	7-1/4" Worm Drive Saw	0/0/1	19.370	209.99 EA

Milwaukee Elec. Tool

Variable Speed Sawzall - All ball and roller bearing construction. 10A motor. Variable speed control 0-2800 SPM, 3/4" blade stroke, and adjustable pivot shoe. Quik-Lok blade clamp. 2 blades and plastic carrying case included. 8' power cord is not detachable.



Product No.	Mfg. No.	Description	Order Mult.	Weight	Unit Cost
391395-A	650922	Variable Speed Sawzall	1/0/13	15.500	119.99 EA

Milwaukee Elec. Tool

Sawzall Plus® - Features Quik-Lok™ blade clamp for blade changes without tools. All ball and roller bearing construction. 10A motor. Variable speed control from 0-2800 SPM. 1-1/8" stroke length. Rubber boot for superior gripping. Blades can be clamped upside down for close quarter flush cuts. Adjustable shoe. Detachable 8' rubber cord. Includes 2 super Sawzall blades, and case.



Product No.	Mfg. No.	Description	Order Mult.	Weight	Unit Cost
375578-A	651922	Varspeed Sawzall W/case	0/0/1	17.240	144.99 EA

MILWAUKEE TOOL

Milwaukee Elec. Tool

Hatchet™ Pivoting Sawzall - The Hatchet Sawzall. 6-position rotating handle allows user to get between joists, studs, and other confined spaces. Orbital action selector for aggressive cutting. 7.5A motor. All ball and roller bearing construction. Variable speed control 0 to 3000 SPM, 3/4" blade stroke, and adjustable pivot shoe. Heavy-duty steel keyless quik-lok blade clamp. Heavy-duty, S jacket, 8', 2-wire, Quik-Lok® removable cord. Gear protecting clutch. Kit includes 2 pack of blades and case. Tool weight: 6.7 lb.



Product No.	Mfg. No.	Description	Order Mult.	Weight	Unit Cost
316606-A	652421	Hatchet Sawzall	0/0/1	12.000	149.99 EA

Milwaukee Elec. Tool

Super Sawzall - Features Quik-Lok™ blade clamp for blade changes without tools. All ball and roller bearing construction. 13A motor. Variable speed. Trigger from 0-3000 SPM. Dial speed control. Orbital action. 1-1/4" stroke length. Anti-Vibration System, counter-balanced mechanism for smooth vibration-free sawing. Gear Protection System. Rubber boot for superior gripping. Blades can be clamped upside down for close quarter flush cuts. Shoe adjusts without the use of tools. Detachable 8' rubber cord. Includes 2 super Sawzall blades, and carrying case.



Product No.	Mfg. No.	Description	Order Mult.	Weight	Unit Cost
378895-A	653621	13a Orbitl Super Sawzall	0/0/1	19.800	184.99 EA

Milwaukee Elec. Tool

18V Cordless Reciprocating Saw Kit - All ball and roller bearing construction. Variable speed 0-2000 SPM. Quik-Lok™ blade clamp lets you change blades without tools. Accepts standard 1/2" shank blades. 1" blade stroke. Adjustable pivot shoe. Kit includes saw, charger, one 2.4 Ah battery (model No. 48112200), 2 blades, and steel case. Battery recharges in 40 minutes.



Product No.	Mfg. No.	Description	Order Mult.	Weight	Unit Cost
321214-A	651527	18v Reciprocating Saw	0/0/1	19.800	249.99 EA

Milwaukee Elec. Tool

18V Cordless Pivoting Reciprocating Saw Kit - The Hatchet Sawzall. 6-position rotating handle allows user to get between joists, studs, and other confined spaces. Orbital action selector for aggressive cutting. Variable speed 0-2, 700 SPM. 3/4" blade stroke. Rugged, tool free adjustable shoe. Metal cam lock. 25A variable speed switch. Heavy-duty steel keyless quik-lok blade clamp. Soft grip handle for comfort and secure gripping. Kit includes 2.4 Ah battery, universal charger, 2 pack of blades, and case.



Product No.	Mfg. No.	Description	Order Mult.	Weight	Unit Cost
330507-A	651421	18v Orbital Sawzall	0/0/1	17.250	249.99 EA

POWER TOOLS

Milwaukee Elec. Tool

28V Battery Pack - V28™ battery pack. 4 lithium ion powered batteries have no-memory effect can be charged at any time without creating memory effect. Battery fuel gauge displays remaining run time. Up to 2 times longer run time than standard 18V NiCd batteries. Consistent fade-free power. Fewer cells, less than half the weight of NiCd batteries.



Product No.	Mfg. No.	Description	Order Mult.	Weight	Unit Cost
332438-A	48-11-2830	28v Battery	0/0/1	2.550	129.99 EA

Milwaukee Elec. Tool

28V Battery Charger - V28™ 1 hour battery charger. For use with V28™ 28V lithium ion batteries.



Product No.	Mfg. No.	Description	Order Mult.	Weight	Unit Cost
332465-A	48-59-2801	28v Battery Charger	0/0/1	2.400	49.99 EA

Milwaukee Elec. Tool

28V Cordless Reciprocating Sawzall® - V28™ sawzall. 28V. Variable speed 0-2000/0-3000 SPM. 1-1/8" blade stroke. Heavy-duty steel keyless quik-lok™ blade. High/low speed selector switch with lock. 2-finger variable speed trigger. Gear protecting clutch for long life. Tool-free adjustable shoe quickly adjust blade depth. Lithium ion powered batteries have no-memory effect can be charged at any time without creating memory effect. Battery fuel gauge displays remaining run time. Up to 2 times longer run time than standard 18V NiCd batteries. Consistent fade-free power. Fewer cells, less than half the weight of NiCd batteries. Kit includes: 1 hour charger, 2 each V28™ lithium ion batteries, 2 super sawzall blades, and case. Tool and battery weight 9.1 lb.



Product No.	Mfg. No.	Description	Order Mult.	Weight	Unit Cost
324474-A	0719-22	V28 Cordless Sawzall	0/0/1	17.400	419.99 EA

Milwaukee Elec. Tool

28V Cordless 6-1/2" Circular Saw - V28™ 6-1/2" circular saw. 28V. 4200 RPM. Electric brake. All-metal and lower guards for impact resistance. Lightweight aircraft aluminum shoe reduces fatigue and is rugged enough for the job site. 50 bevel capacity adjust for a wide range of cuts. Lithium ion powered batteries have no-memory effect can be charged at any time without creating memory effect. Battery fuel gauge displays remaining run time. Up to 2 times longer run time than standard 18V NiCd batteries. Consistent fade-free power. Fewer cells, less than half the weight of NiCd batteries. Kit includes: 1 hour charger, 2 each V28™ lithium ion batteries, rip fence, blade, and case. Tool and battery weight 19.2 lb.



Product No.	Mfg. No.	Description	Order Mult.	Weight	Unit Cost
324465-A	0730-22	V28 6-1/2" Circular Saw	0/0/1	19.200	419.99 EA

Some products shown may need to be special ordered for your convenience!

Milwaukee Elec. Tool

28V Cordless Hammerdrill - V28™. 28V. Variable speed reversing drill with dual speed ranges (0-600 and 0-1800 RPM) and (0-9000 and 0-27,000 BPM). All metal 1/2" keyless single sleeve chuck with carbide tipped jaws. Delivers up to 600 in./lb. torque. Metal hammer select for added durability. Reversible slide battery pack allows user to change drill balance. Lithium ion powered batteries have no-memory effect can be charged at any time without creating memory effect. Battery fuel gauge displays remaining run time up to 2 times longer run time than standard 18V NiCd batteries. Consistent fade-free power. Fewer cells, less than half the weight of NiCd batteries. Kit includes 1 hour charger, 2 each V28™ lithium ion batteries, Phillips bit, and case. Tool weight with battery 6.7 lb.



Product No.	Mfg. No.	Description	Order Mult.	Weight	Unit Cost
324517-A	0724-24	V28 1/2" Hammer Drill	0/0/1	16.900	419.99 EA

Milwaukee Elec. Tool

28V Cordless Impact Wrench - V28™. 28V. Variable speed reversing. 0-1450 RPM/0-2450 BPM. 1/2" square drive with detent pin retention. 325 ft./lb. of maximum torque. Ideal for driving and removing fasteners in wood, metal, or concrete, and removing and fastening nuts and bolts. Durable magnesium gear case and all-metal transmission for extended durability. Reversible slide battery pack allows user to change drill balance. Lithium ion powered batteries have no-memory effect can be charged at any time without creating memory effect. Battery fuel gauge displays remaining run-time up to 2 times longer run time than standard 18V NiCd batteries. Consistent fade-free power. Fewer cells, less than half the weight of NiCd batteries. Kit includes 1 hour charger, 2 each V28™ lithium ion batteries, hanger bracket with steel ring, quick change detent kit, and case. Tool and battery weight 8.9 lb.



Product No.	Mfg. No.	Description	Order Mult.	Weight	Unit Cost
324456-A	0779-22	V28 Impact Wrench	0/0/1	19.100	479.99 EA

Milwaukee Elec. Tool

28V Cordless Worklight - V28™ cordless 28V worklight. 140° pivoting head. comfortable nonslip soft-grip handle. Recessed switch prevents light from accidentally turning on. Over 5 hours of run time on a single charge. Battery not included.



Product No.	Mfg. No.	Description	Order Mult.	Weight	Unit Cost
332544-A	49-24-0185	28v Work Light	0/0/1	1.400	29.99 EA

Milwaukee Elec. Tool

28V Cordless 4-Piece Combo Kit - Kit includes: (4) V28™ cordless 28V tools plus 2 batteries, and charger. Tools include: Work light (model No. 49-24-0185), 1/2" hammerdrill (model No. 0724-20), sawzall (model No. 0719-20), and 6-1/2" circular saw (model No. 0730-20). Lithium ion powered batteries have no-memory effect can be charged at any time without creating memory effect. Battery fuel gauge displays remaining run time up to 2 times longer run time than standard 18V NiCd batteries. Consistent fade-free power. Fewer cells, less than half the weight of NiCd batteries. Kit includes: 1 hour charger, 2 each V28™ lithium ion batteries, Phillips bits, rip fence, 2 super sawzall blades, and contractor bag.



Product No.	Mfg. No.	Description	Order Mult.	Weight	Unit Cost
324447-A	0928-29	V28 Cordless Combo Kit	0/0/1	35.400	729.99 KT

Milwaukee Elec. Tool

28V Cordless Bandsaw - V28™ cordless 28V bandsaw. 0-225/0-350 SFPM. Over 200 cuts of 1" conduit per battery charge. cuts as fast as Milwaukee corded bandsaw. High/low speed selector switch with lock. 2-finger trigger speed control. Comfortable nonslip soft-grip reduces vibration and fatigue. LED light aids cutting visibility. Deep cut full 4-3/4" x 4-3/4" cutting capacity. Lithium ion powered batteries have no-memory effect can be charged at any time without creating memory effect. Battery fuel gauge displays remaining run time. Up to 2 times longer run time than standard 18V NiCd batteries. Consistent fade-free power. Fewer cells, less than half the weight of NiCd batteries. Kit includes: 1 hour charger, 1 each V28™ lithium ion batteries, band saw blade, and case. Tool and battery weight 33.5 lb.



Product No.	Mfg. No.	Description	Order Mult.	Weight	Unit Cost
324526-A	0729-21	V28 Cordless Band Saw	0/0/1	33.500	449.99 EA

Milwaukee Elec. Tool

Heavy-Duty Deep Cut Band Saw - 2-speed trigger speed control, 350/250 surface ft./min. 6A motor. Gear drive mechanism is lubricated with grease-no oiling required. High torque, low RPM worm gear mechanism. Precision ball bearing blade guide. Front T-handle for better control. Ideal for sawing PVC tubing. Uses standard 44-7/8" x 1/2" x .020 band saw blades. Large 4-3/4" x 4-3/4" capacity. Ship weight: 27 lb. Includes (1) 14T blade and steel carrying case.



Product No.	Mfg. No.	Description	Order Mult.	Weight	Unit Cost
355666-A	6238	Deep Cut Band Saw	0/0/1	31.500	299.99 EA

MILWAUKEE TOOL

POWER TOOLS

Milwaukee Accessory

Bi-Metal Band Saw Blade - For high speed cutting of aluminum, angle iron, bronze, brass, copper, galvanized pipe, and mild steel. Cuts stainless steel, tungsten steel, and chrome at slow speed. 1 blade per box. 44-7/8" x 1/2" x .020.



Product No.	Mfg. No.	Description	Order Mult.	Weight	Unit Cost
355674-C	48390500	10 TPI, cuts stock 5/16" to 1/2"	0/0/1	.340	8.79 EA
355682-C	48390510	14 TPI, cuts stock 3/16" to 5/16"	0/0/1	.340	8.79 EA
355690-C	48390520	18 TPI, cuts stock 5/32" to 3/16"	0/0/1	.340	8.79 EA
355704-C	48390530	24 TPI, cuts stock up to 5/32"	0/0/1	.340	8.99 EA

Milwaukee Elec. Tool

10" Compound Miter Saw - Magnum® heavy-duty. 15A, 4800 RPM motor. Ball bearing construction. Unique axis mechanism for increased cutting accuracy. Exclusive flip fence for maximum material support for compound or miter cutting. Base extension on left side for added work support. Positive miter stops at 0°, 15°, 22.5°, 30°, and 45° right or left. Cuts 3-1/2" x 3-7/8" or 3-7/8" x 2-1/2" at 90°, 3-1/2" x 2-3/4" or 4" x 1-13/16" at 45°. Bevel capacity -3° to 50°. Electric brake. Automatically retracting blade guard. 5/8" arbor. Built-in carrying handle. Weighs 37.5 lb. Includes 40 tooth carbide-tipped blade and wrench.



Product No.	Mfg. No.	Description	Order Mult.	Weight	Unit Cost
371017-A	64946	10" Compound Miter Saw	0/0/1	45.440	229.99 EA

Milwaukee Elec. Tool

10" Slide Compound Miter Saw - Magnum™ heavy-duty 15A, 4800 RPM motor. Ball bearing construction. Unique axis mechanism for increased cutting accuracy. Exclusive flip fence for maximum material support for compound or miter cutting. Crosscuts up to 3-7/16" x 12-3/8". Base extension on left side for added work support. Positive miter stops at 0°, 15°, 22.5°, 30°, and 45° right or left. Miters up to 59° right and 51° left. Bevel angles from -3° right to 48° left. Rotating table with override mechanism to lock miter at any angle. Electric brake. Automatically retracting blade guard. Weight 52 lb. Includes 40 tooth carbide blade and wrench.



Product No.	Mfg. No.	Description	Order Mult.	Weight	Unit Cost
374814-A	64976	10" Slide Cmpd Miter Saw	0/0/1	63.000	429.99 EA

Milwaukee Elec. Tool

14" Chop Saw - All ball bearing construction. Quick release locking vise for fast, efficient cutting. Adjustable angle cutting to 45°. Spindle lock for fast wheel changes. Cutting capacity: 5" pipe, 3-5/8" x 8" bar. 1-piece carrying handle for portability. Easily accessible brushes. Cast-iron base. 15A 3.2 HP motor, 3900 RPM. Includes 1 abrasive wheel, vise, and hex wrench.



Product No.	Mfg. No.	Description	Order Mult.	Weight	Unit Cost
321192-A	617620	14" Chop Saw	0/0/1	51.250	174.99 EA

Fulton

StableMate™ Miter Saw Stand - For use with all miter saws, compound slide saws, and chop saws. Sets up and collapses easily. Cranks on each clamp for easy attachment of saw. Saw attaches directly to the mounting clamps. Extension arms adjust from 46" up to 114" for longer pieces. 2 quick adjusting work supports. Carrying handle for easy transport. 36" work height. Built-in self locking folding legs. Tubular galvanized steel construction.



Product No.	Mfg. No.	Description	Order Mult.	Weight	Unit Cost
364142-A	PLUS100	Miter Saw Stand	0/0/1	43.000	109.99 EA

Fulton

Universal Miter Saw Work Stand - For use with all miter saws, compound slide saws, and chop saws. Patented clamping system securely holds saw. Heavy-gauge 1.5" tubular steel top frame. (4) 12" adjustable round work supports in an offset design better accommodate sliding compound saws. Built-in flip stop allows for consistent repetitive cuts. Nonsliding rubber feet protect flooring. Galvanized finish won't rust. Frame length: 56". Extension width: 132". Height: 36". Floor footprint: 64-1/2" L. x 27-1/2" D.



Product No.	Mfg. No.	Description	Order Mult.	Weight	Unit Cost
364177-A	PRO 1000	Miter Saw Stand	0/0/1	52.000	149.99 EA

Milwaukee Accessory

3-wire Quik-Lok® Cord - 8' rubber power cord for use on Milwaukee tools featuring Quik-Lok® 3-wire connection. Allows quick detachment from tool and field replacement.



Product No.	Mfg. No.	Description	Order Mult.	Weight	Unit Cost
374733-C	48764008	8 Quik-loc Cord	0/0/1	.775	18.79 EA

POWER TOOLS

MILWAUKEE TOOL

Milwaukee Accessory

Job Site Radio - Heavy-duty worksite AM/FM radio with powerful Rockford Fosgate® sound system. 10 AM and 10 FM station presets. Operates on standard 120V AC or Milwaukee 12V to V28 Nicd or lithium ion batteries. 10' cord with pass-through plug. 12V power port will charge cell phone or power other audio equipment.



Product No.	Mfg. No.	Description	Order Mult.	Weight	Unit Cost
393290-A	49240280	Am/fm Job Site Radio	0/0/1	21.000	R 99.99 EA

Milwaukee Accessory

Bi-Metal super Sawzall Blade - Wood cutting blade for fast cutting in all woods, nail embedded wood, and composition materials. Packaged 5 blades per plastic pouch. 6" x 3/4" x .050, 6TPI.



Product No.	Mfg. No.	Description	Order Mult.	Weight	Unit Cost
383902-C	48005012	6" Bimetal Sawzall Blade	1/0/5	.270	11.79 PK

Milwaukee Accessory

Bi-Metal Super Sawzall Blade - Wood cutting blades for very fast cutting, roughing, and plunge cutting, roughing, and plunge cutting in wood and nail embedded wood.



Product No.	Mfg. No.	Description	Order Mult.	Weight	Unit Cost
340987-C	48005031	6" x 3/4" x .050, 5/8TPI, 5 blades per pouch	1/0/5	.036	14.79 PK
340995-C	48005041	6" x 1/2" x .050", 4 to 6TPI, scroll contours, 5 blades per pouch	1/0/5	.036	15.99 PK
340979-C	48005036	9" x 3/4" x .050", 6TPI, 5 blades per pouch	1/0/5	.080	19.49 PK
383929-C	48005037	12" x 3/4" x .050, 6TPI, 5 blades per pouch	1/0/5	.050	21.99 PK

Milwaukee Accessory

The Torch Super Sawzall Blade - Heavy-duty demolition blade designed to reduce bending and breaking. Bi-metal blade is wider (1") and thicker (.042" and .062") than standard blades yet fits all reciprocating saws. Ideal for plumbing, remodeling, rescue, and demolition work. Cuts wood, nail embedded wood, plaster, metal pipe, channels, tubing, angle iron up to 4", steel, and aluminum.



Product No.	Mfg. No.	Description	Order Mult.	Weight	Unit Cost
336343-C	48005700	6" x 1" x .062, 8TPI, 5 blades per pack	1/0/5	.460	15.99 PK
336572-C	48005705	9" x 1" x .062, 8TPI, 5 blades per pack	1/0/5	.730	21.49 PK

Continued Next Column

Continued From Previous Column

Product No.	Mfg. No.	Description	Order Mult.	Weight	Unit Cost
336599-C	48005710	12" x 1" x .062, 8TPI, 5 blades per pack	1/0/5	.990	24.49 PK
336602-C	48005712	6" x 1" x .042, 10TPI, 5 blades per pack	1/0/5	.350	16.49 PK
336610-C	48005713	9" x 1" x .042, 10TPI, 5 blades per pack	1/0/5	.550	21.49 PK
336629-C	48005782	6" x 1" x .042, 14TPI, 5 blades per pack	1/0/5	.340	16.49 PK
336645-C	48005784	6" x 1" x .042, 18TPI, 5 blades per pack	1/0/5	.350	16.49 PK
336661-C	48005787	9" x 1" x .042, 14TPI, 5 blades per pack	1/0/5	.520	21.49 PK
336688-C	48005788	9" x 1" x .042, 18TPI, 5 blades per pack	1/0/5	.550	21.49 PK
336696-C	48005789	12" x 1" x .042, 18TPI, 5 blades per pack	1/0/5	.700	25.49 PK
336726-C	48005795	9" x 1" x .062, 14TPI (plunge cut capacity), 5 blades per pack	1/0/5	.640	26.49 PK
337501-C	48005798	9" x 1" x .062, 18TPI (plunge cut capacity), 5 blades per pack	1/0/5	.650	26.49 PK

Milwaukee Accessory

The AX Super Sawzall Blade - The AX Super Sawzall Blade designed to reduce bending and breaking. Bi-metal blade is wider (1") and thicker (.062") than standard blades yet fits all reciprocating saws. Ideal for plumbing, remodeling, and demolition work. Cuts wood, nail embedded wood, plaster, and luminimu. 5/8" TPI.



Product No.	Mfg. No.	Description	Order Mult.	Weight	Unit Cost
383864-C	48005021	6", 5 blades per pouch	1/0/5	.370	16.79 PK
383872-C	48005026	9", 5 blades per pouch	1/0/5	.640	21.99 PK
383880-C	48005027	12", 5 blades per pouch	1/0/5	.900	25.49 PK

Milwaukee Accessory

Bi-Metal Super Sawzall Blade - Wood and plastic blade. Super sharp fleam filed teeth for extremely fast cutting with a smooth edge in nail-free wood and plastic. 6 TPI. Packaged 5 blades per plastic pouch.



Product No.	Mfg. No.	Description	Order Mult.	Weight	Unit Cost
383821-C	48005015	6" x 3/4" x .050"	1/0/5	.200	18.49 PK
383848-C	48005016	9" x 3/4" x .050"	1/0/5	.230	24.99 PK

Milwaukee Accessory

Bi-Metal Super Sawzall Blade - All-purpose blade for cutting wood, nail embedded wood, composition materials, plastic, and nonferrous metals. (8/12TPI blades cut cast iron also).



Product No.	Mfg. No.	Description	Order Mult.	Weight	Unit Cost
341029-C	48005092	6" x 3/4" x .035, 10TPI, 5 blades per pouch	1/0/5	.060	12.49 PK
341010-C	48005091	6" x 3/4" x .050, 8/12TPI, 5 blades per pouch	1/0/5	.060	12.49 PK
341037-C	48005093	8" x 3/4" x .050, 8/12TPI, 5 blades per pouch	1/0/5	.080	15.99 PK
384089-C	48005193	8" x 5/8" x .035, 10/14TPI, 5 blades per pouch	1/0/5	.250	15.49 PK
341045-C	48005094	12" x 3/4" x .050, 8/12TPI, 5 blades per pouch	1/0/5	.140	23.99 PK

MILWAUKEE TOOL

Milwaukee Accessory

Bi-Metal Super Sawzall Blade - Metal, scroll cutting reciprocating blade. 5/16" x 3-5/8". Packaged 5 blades per plastic pouch.



Product No.	Mfg. No.	Description	Order Mult.	Weight	Unit Cost
383953-C	48005161	10 TPI, cuts wood, contours, nail embedded wood, plastic	1/0/5	.060	12.79 PK
341002-C	48005162	14 TPI, cuts metal 1/8" to 3/16"	1/0/5	.028	11.99 PK
383961-C	48005163	18 TPI, cuts metal under 1/8"	1/0/5	.070	12.79 PK

Milwaukee Accessory

Bi-Metal Super Sawzall Blade - Metal cutting for use with mild steel, tubing, conduit, pipe, and channels. Select blade based on stock thickness to be cut: 14TPI for metal 3/16" to 1/4", 18TPI for metal 1/8" to 3/16", and 24TPI for metal 1/8" or less. 5/8" width blades offer greater flexibility than 3/4" type.



Product No.	Mfg. No.	Description	Order Mult.	Weight	Unit Cost
383988-C	48005181	4" x 3/4" x .035, 14TPI, 5 blades per pack	1/0/5	.130	8.99 PK
383996-C	48005183	4" x 3/4" x .035, 18TPI, 5 blades per pack	1/0/5	.130	8.99 PK
384003-C	48005185	4" x 3/4" x .035, 24TPI, 5 blades per pack	1/0/5	.130	8.99 PK
384054-C	48005282	6" x 5/8" x .035, 14TPI, 5 blades per pack	1/0/5	.240	11.49 PK
384062-C	48005284	6" x 5/8" x .035, 18TPI, 5 blades per pack	1/0/5	.180	10.79 PK
341053-C	48005182	6" x 3/4" x .035, 14TPI, 5 blades per pack	1/0/5	.060	12.49 PK
341061-C	48005184	6" x 3/4" x .035, 18TPI, 5 blades per pack	1/0/5	.060	12.49 PK
341088-C	48005186	6" x 3/4" x .035, 24TPI, 5 blades per pack	1/0/5	.060	12.49 PK
384011-C	48015187	9" x 3/4" x .035, 14TPI, 5 blades per pack	1/0/5	.320	15.49 PK
384038-C	48005188	9" x 3/4" x .035, 18TPI, 5 blades per pack	1/0/5	.320	15.49 PK
384046-C	48005189	12" x 3/4" x .035, 18TPI, 5 blades per pack	1/0/5	.430	18.99 PK

Milwaukee Accessory

Plaster Cutting Super Sawzall Blade - Bi-metal blade designed for cutting plaster, plasterboard, and plaster with metal lath. Cuts on forward and reverse stroke. 6 TPI, 5" x 3/4" x .050. Packaged 5 blades per plastic pouch.



Product No.	Mfg. No.	Description	Order Mult.	Weight	Unit Cost
383937-C	48005052	5" Sawzall Blade	1/0/5	.150	10.49 PK

POWER TOOLS

Milwaukee Accessory

Grit Edge Sawzall Blade - Coarse tungsten carbide grit edge on bi-metal blade for greater abrasion resistance. For cutting hardwood flooring, cast iron, stainless steel, fiberglass materials, ceramic tile, stone, slate, clay pipe, carbon, brick, plaster, marble, and chalkboard. 3 blades per plastic pouch.



Product No.	Mfg. No.	Description	Order Mult.	Weight	Unit Cost
307076-C	48001420	6" x 3/4" x .032	1/0/5	.133	16.49 PK
383813-C	48001430	9" x 3/4" x .039	1/0/5	.230	21.49 PK

Malco Prod.

Power Shear Attachment Replacement Blades - For model No. TS1 *Turboshear*.

Product No.	Mfg. No.	Description	Order Mult.	Weight	Unit Cost
308580-B	TS1RB	Replacement Shear Blade	0/0/1	.370	21.49 PK

Malco Prod.

Power Shear Attachment - Turboshear - Heavy-duty, attachment inserts into chuck of 3/8" or 1/2" drills. Cuts straight and to the left, up to 20-gauge galvanized steel. Ideal for cutting in ferrous and nonferrous sheet metals, metal roofing/building panels, vinyl, steel mesh, and ductwork. Offset design keeps both hands away from work surface.



Product No.	Mfg. No.	Description	Order Mult.	Weight	Unit Cost
308535-A	TS1	Turbo Shear Attachment	0/0/1	1.600	39.99 EA

Malco Prod.

Heavy-Duty Power Shear Attachment - Heavy-duty *Turboshear*. Heavy-duty, attachment inserts into chuck of 3/8" or 1/2" drills. Cuts straight and to the left, up to 20-gauge galvanized steel, also cuts 18-gauge steel. Ideal for cutting in ferrous and nonferrous sheet metals, metal roofing/building panels, vinyl, steel mesh, and ductwork. Offset design keeps both hands away from work surface. Also makes angled crosscuts through profiles of metal building panels and stone-coated metal shingles.



Product No.	Mfg. No.	Description	Order Mult.	Weight	Unit Cost
332973-A	TSHD	Hd Turbo Shear	0/0/1	2.600	69.99 EA

Malco Prod.

Power Shear Attachment Replacement Blades - Power shear attachment replacement blades for model No. TSHD *Turboshear*.

Product No.	Mfg. No.	Description	Order Mult.	Weight	Unit Cost
332982-B	TSHDRB	Tshd Replacement Blade	0/0/1	.450	34.99 EA

Robt. Bosch Tool

Bosch 3-1/4" Planer - Precise depth setting knob. Ball and roller bearing construction. Lock-off button on switch prevents accidental starts. Electronically counter-balanced for smooth operation. 1/16" cutting depth. 5/16" rabbeting depth. 3-1/4" cutting width. 5.0A. 18,000 RPM. Blade wrench stores on tool. Exclusive Bosch woodrazor micrograin reversible carbide blades. Chip collection accessories available. Parallel fence included.



Product No.	Mfg. No.	Description	Order Mult.	Weight	Unit Cost
393924-A	3365	3-1/4" 1800rpm Planer	0/0/1	6.500	104.99 EA

Robt. Bosch Tool

Bosch 10" Table Saw With Stand - Large machined aluminum table top, overall size is 29" x 21-1/2". Integrated cutting rail system extends to full 25" rip cutting capacity. Powerful 15A, 4.4 HP motor. Capacities: Maximum depth cut is 3-1/8" at 90° to 2-1/2" at 45° bevel. 3500 RPM. 120. Torque response system senses torque demands and delivers additional power. Soft start technology provides smoother start-ups and quieter performance. Precision rip fence with patented *Square-Lock* technology gives additional accuracy with each cut. Arbor lock allows single wrench blade changes. Also included: 4T carbide blade, heavy-duty stand, blade wrench, and hex key.



Product No.	Mfg. No.	Description	Order Mult.	Weight	Unit Cost
393932-A	4000-07	10" Table Saw W/stand	0/0/1	74.000	499.99 EA

Robt. Bosch Tool

Bosch 10" Table Saw Rolling Stand - Large machined aluminum table top, overall size is 29" x 21-1/2". Integrated cutting rail system extends to full 25" rip cutting capacity. Powerful 15A, 4.4 HP motor. Capacities: Maximum depth cut is 3-1/8" at 90° to 2-1/2" at 45° bevel. 3500 RPM. Torque response system senses torque demands and delivers additional power. Soft start technology provides smoother start-ups and quieter performance. Precision rip fence with patented *Square-Lock* technology gives additional accuracy with each cut. Arbor lock allows single wrench blade changes. Also included: Model No. TS2000 folding/rolling stand. Provides a mobile base for tool transport between jobsites. Gravity-Rise stand - takes the work out of moving and setting up the saw. Also includes 10" carbide tipped blade, blade wrench, and hex key.



Product No.	Mfg. No.	Description	Order Mult.	Weight	Unit Cost
318285-A	4000-09	10" Table Saw W/rollstnd	0/0/1	133.000	549.99 EA

Robt. Bosch Tool

Table Saw Stand - Bosch gravity rise table saw stand. 1/2" heavy gauge steel tubing. 8" treaded pneumatic wheels. Universally adaptable handles Bosch, DeWalt, Makita, Hitachi, and other brands of table saws. Adjustable telescoping/level leg. Cam-lever adjustable leg extends 6". Intergrated outfeed and supports - 18" of outfeed coverage. Adjustable height outfeed. Integrated rubber wheels, for easy movement of stand. Universal mounting system, fits any miter saw.



Product No.	Mfg. No.	Description	Order Mult.	Weight	Unit Cost
319809-A	TS2000	Rolling Table Saw Stand	0/0/1	63.000	149.99 EA

Skil Power Tools

18V Cordless Drill Kit - Forward/reverse level with electronic LED indicator, built-in storage tray detachable bit index 16-position chuck soft-grip, VSR (0-700 RPM). 6-position variable torque clutch. 140 in./lb. torque. 3/8" keyless chuck. Electric brake. Includes one 1.3 Ah capacity battery. 3 hour charger and plastic carrying case.



Product No.	Mfg. No.	Description	Order Mult.	Weight	Unit Cost
315729-A	2866-02	18v Cordless Drill	1/0/2	5.200	59.99 EA

Skil Power Tools

SKIL Reciprocating Saw - 8.0A motor powerful enough to cut through lumber, metal, tree limbs, and a variety of other materials. Adjustable pivoting shoe. Quick blade change. Variable speed. Convenient on-tool storage keeps 2 spare blades. Textured soft grip boot provides comfort and ease of use. Vibration control gearing. Reduces vibration and less fatigue. Stroke length 1-1/8". SPM 800-2400. Includes: Heavy-duty carrying case and 3 reciprocating saw blades.



Product No.	Mfg. No.	Description	Order Mult.	Weight	Unit Cost
301663-A	9215-01	8a Reciprocating Saw	1/0/2	14.200	59.99 EA

Robt. Bosch Tool

Bosch Reciprocating Saw - 13A motor powerful enough to cut through lumber, metal, and a variety of other materials. Adjustable pivoting shoe. Universal Direct Connect™ cord management system prevents problems with snags, damaged cords, and repairs. Bosch lockjaw blade change system allows for 1-handed blade insertion and ejection. Dual speed for high and low settings. 0-1900 and 0-2800 SPMs. 1-1/4" stroke length. 8.2 lb. Soft grip boot and ergonomic handle. Variable speed trigger. Includes 2 blades, saw storage hook, and carrying case.



Product No.	Mfg. No.	Description	Order Mult.	Weight	Unit Cost
318267-A	RS20	13amp Reciprocating Saw	0/0/1	12.370	149.99 EA

Skill Power Tools

18V Cordless Reciprocating Saw - E-Z Lock™ blade clamp system. On-tool blade storage. Variable speed control (0-2800 SPM) and 7/8" stroke for fast cutting. Includes: 2 blades, battery, 1 hour charger, and plastic carrying case.



Product No.	Mfg. No.	Description	Order Mult.	Weight	Unit Cost
319042-A	9350-01	18v Reciprocating Saw	1/0/2	13.820	99.99 EA

Robt. Bosch Tool

Bosch Heavy Use Reciprocating Saw Blade - Bosch heavy use reciprocating saw blade ideal for frequent heavy use. Thicker kerf than standard reciprocating blades. Bi-metal blade for faster cuts.



Product No.	Mfg. No.	Description	Order Mult.	Weight	Unit Cost
335300-C	RPRW8	8" x .050", 6 - 10 TPI, progressor for wood cutting, 5 blades per pack	1/0/5	3.476	21.49 PK
335694-C	RSM6X2	6" x 1" x .042", 8 - 10 TPI, speed for metal cutting, 5 blades per pack	1/0/100	.333	13.99 PK
336005-C	RSM6X2-25P	6" x 1" x .042", 8 - 10 TPI, speed for metal cutting, 25 blades per pack	1/0/10	1.630	59.99 PK
335854-C	RSM6X2-25B	6" x 1" x .042", 8 - 10 TPI, speed for metal cutting, 25 blades bulk pack	0/0/25	.654	2.29 EA
336032-C	RSM9X2	9" x 1" x .042", 8 - 10 TPI, speed for metal cutting, 5 blades per pack	1/0/50	.516	18.49 PK
336050-C	RSM12X2	12" x 1" x .042", 8 - 10 TPI, speed for metal cutting, 5 blades per pack	1/0/25	.716	24.99 PK
300203-C	RSM7X2	7" x 1" x .050", 8 - 10 TPI, straight for metal cutting, 5 blades per pack	1/5/50	.468	13.49 PK
335596-C	RPRM6	6" x 1" x .050", 8 - 10 TPI, progressor for metal cutting, 5 blades per pack	1/0/5	4.160	11.79 PK
300230-C	RFM10V	10" x 1" x .035", 9 - 12 TPI, flush for metal cutting, 5 blades per pack	1/5/50	.040	14.49 PK
335257-C	RCM6X2	6" x 1" x .042", 14 - 18 TPI, clean for metal cutting, 5 blades per pack	1/0/5	6.600	13.99 PK
335275-C	RCM9X2	9" x 1" x .042", 14 - 18 TPI, clean for metal cutting, 5 blades per pack	1/0/5	5.166	18.49 PK
335284-C	RCM12X2	12" x 1" x .042", 14 - 18 TPI, clean for metal cutting, 5 blades per pack	1/0/5	3.586	24.99 PK
300249-C	RHN66	6" x 3/4" x .053", 6 TPI, all-purpose, wood with nails, 5 blades per pack	1/0/50	.600	11.79 PK
335907-C	RHN66-25P	6" x 3/4" x .053", 6 TPI, all-purpose, wood with nails, 25 blades per pack	1/0/10	1.410	48.99 PK
335710-C	RHN66-25B	6" x 3/4" x .053", 6 TPI, all-purpose, wood with nails, 25 blades bulk pack	0/0/25	.565	1.99 EA
300267-C	RHN96	9" x 3/4" x .053", 6 TPI, all-purpose, wood with nails, 5 blades per pack	1/0/50	.500	15.49 PK
335319-C	RHN96-25B	9" x 3/4" x .053", 6 TPI, all-purpose, wood with nails, 25 blades bulk pack	0/0/25	.944	2.49 EA
319140-C	RHN126	12" x 3/4" x .053", 6 TPI, all-purpose, wood with nails, 5 blades per pack	1/5/25	.706	17.49 EA
335934-C	RHN126-25P	12" x 3/4" x .053", 6 TPI, all-purpose, wood with nails, 25 blades per pack	1/0/8	3.250	72.99 PK

Continued Next Column

Continued From Previous Column

Product No.	Mfg. No.	Description	Order Mult.	Weight	Unit Cost
335845-C	RHN126-25B	12" x 3/4" x .053", 6 TPI, all-purpose, wood with nails, 25 blades bulk pack	0/0/25	1.052	2.79 EA
336069-C	RPRAP6	6" x 3/4" x .050", 6 - 12 TPI, progressor, 5 blades per pack	1/0/100	.264	14.79 PK
300347-C	RPRAP8	8" x 3/4" x .050", 6 - 12 TPI, progressor, 5 blades per pack	1/0/50	.388	16.49 PK
336014-C	RPRAP8-25P	8" x 3/4" x .050", 6 - 12 TPI, progressor, 25 blades per pack	1/0/10	1.800	69.99 PK
335863-C	RPRAP8-25B	8" x 3/4" x .050", 6 - 12 TPI, progressor, 25 blades bulk pack	0/0/25	.731	2.79 EA
300212-C	RCTM6X2	6" x 3/4" x .042", 14 - 18 TPI, clean for thin metals	1/5/50	.027	11.79 PK
335701-C	RCFP66-2	6" x 3/4" x .039", 6 TPI, carbide for cement board, 2 blades per pack	1/0/5	2.182	18.79 PK
336078-C	RCFP93-2	9" x 3/4" x .039", 3 TPI, carbide for cement board, 2 blades per pack	1/0/5	1.982	26.49 PK
336087-C	RCFP123-2	12" x 3/4" x .039", 3 TPI, carbide for cement board, 2 blades per pack	1/0/5	1.458	29.49 PK
300356-C	RCB96-2	9" x 3/4" x .050", carbide grit edge, for cast-iron block, 5 blades per pack	1/5/50	.210	17.79 PK

Robt. Bosch Tool

Bosch Demolition Reciprocating Saw Blade - Rescue and demolition series. Thicker and wider bi-metal blade design for maximum durability in rescue and demolition application. Fluorescent coating, glows for high visibility in extreme conditions.



Product No.	Mfg. No.	Description	Order Mult.	Weight	Unit Cost
300310-C	RD6V	6" x 7/8" x .05", 10 - 14 TPI, for general demolition, 5 blades per pack	1/5/50	.030	13.49 PK
300329-C	RD9V	9" x 7/8" x .05", 10 - 14 TPI, for general demolition, 5 blades per pack	1/5/50	.474	15.79 PK
300338-C	RD12V	12" x 7/8" x .05", 10 - 14 TPI, for general demolition, 5 blades per pack	1/5/50	.318	21.49 PK
335747-C	RDN6V	6" x 7/8" x .062", 5 - 8 TPI, for wood with nails, 5 blades per pack	1/0/100	.353	14.79 PK
335818-C	RD9V	9" x 7/8" x .062", 5 - 8 TPI, for wood with nails, 5 blades per pack	1/0/5	7.056	18.79 PK
335836-C	RDN12V	12" x 7/8" x .062", 5 - 8 TPI, for wood with nails, 5 blades per pack	1/0/5	4.038	23.49 PK
335943-C	RDN12V-25P	12" x 7/8" x .062", 5 - 8 TPI, for wood with nails, 25 blades per plastic pack	1/0/8	3.875	99.99 PK
336103-C	RDN12V-25B	12" x 7/8" x .062", 5 - 8 TPI, for wood with nails, 25 blades per bulk box	0/0/25	1.580	3.79 EA

Robt. Bosch Tool

6-Piece Plumber's Reciprocating Saw Blade Set - 6-piece reciprocating saw blade set includes 1 each of commonly used heavy-duty Bosch blades and blade storage pouch. Includes 1 each: Model No. RHN96, 9" all-purpose blade; No. RSM7X2, 7" metal cutting blade; No. RFM10V, 10" metal flush cutting blade; No. RCTM6X2, 6" metal cutting blade, No. RPRAP8, 8" progressive tooth blade, and No. RCB9G, 9" cast-iron and brick blade.



Product No.	Mfg. No.	Description	Order Mult.	Weight	Unit Cost
336112-C	RP6SC	6pc Recip Blade Set	1/0/10	1.450	29.49 SET

Robt. Bosch Tool

6-Piece Electrician's Reciprocating Saw Blade Set - 6-piece reciprocating saw blade set includes 1 each of commonly used heavy-duty Bosch blades and blade storage pouch. Includes 1 each: Model No. RHN66, 6" all-purpose blade; No. RHN96, 9" all-purpose blade; No. RCTM6X2, all-purpose thin metal cutting blade; No. RM914, 9" standard metal cutting blade, No. RDW66, 6" drywall blade, and No. RM914, 9" metal cutting blade.



Product No.	Mfg. No.	Description	Order Mult.	Weight	Unit Cost
336158-C	RE6SC	6pc Recip Blade Set	1/0/10	1.450	25.99 SET

Robt. Bosch Tool

5-Piece Contractor's Reciprocating Saw Blade Set - 5-piece reciprocating saw blade set includes 1 each of commonly used heavy-duty Bosch blades and blade storage pouch. Includes 1 each: Model No. RHN66, 6" all-purpose blade; No. RHN96, 9" all-purpose blade, No. RPRAP6, 6" progressive tooth blade, No. RM618, 6" metal cutting blade, and No. RW66, 6" wood cutting blade.



Product No.	Mfg. No.	Description	Order Mult.	Weight	Unit Cost
336229-C	RC5SC	5pc Recip Blade Set	1/0/10	1.030	17.79 SET

Robt. Bosch Tool

8-Piece Contractor's Reciprocating Saw Blade Set - 8-piece reciprocating saw blade set includes 2 each of commonly used heavy-duty Bosch blades and blade storage pouch. Includes 2 each: Model No. RHN66, 6" all-purpose blade, No. RPRAP6, 6" progressive tooth blade, No. RAP6V, 6" all-purpose blade, and No. RCTM6X2, 6" metal cutting blade.



Product No.	Mfg. No.	Description	Order Mult.	Weight	Unit Cost
336247-C	R68HC	8pc Recip Blade Set	1/0/10	1.190	19.49 SET

Robt. Bosch Tool

Bosch 18V Battery Pack - 2.4 Ah Blue Core™ replacement battery pack. Fully compatible with prior versions of Bosch drills. 50% longer battery life..



Product No.	Mfg. No.	Description	Order Mult.	Weight	Unit Cost
395757-A	BAT181	18v Battery	1/0/2	2.500	99.99 EA

Robt. Bosch Tool

Bosch 24V Battery Pack - 2.4 Ah Blue Core™ replacement battery pack. Fully compatible with prior versions of Bosch drills. 50% longer battery life.



Product No.	Mfg. No.	Description	Order Mult.	Weight	Unit Cost
395765-A	BAT240	24 Volt Battery	1/0/2	3.000	149.99 EA

Robt. Bosch Tool

Bosch 9.6V and 24V 1 Hour Battery Charger - Charges all Bosch 9.6V to 24V batteries in 1 hour. Battery pack model No. BAT001, BAT011, BAT015, BAT018, BAT019, BAT021, BAT030, and Blue Core™ batteries.



Product No.	Mfg. No.	Description	Order Mult.	Weight	Unit Cost
395773-A	BC004	9.6-24 Volt 1hr Charger	0/0/1	1.560	49.99 EA

Robt. Bosch Tool

Bosch 9.6V and 24V Vehicle Charger - Charges all Bosch 9.6V to 24V batteries in 1 hour. Plugs into cigarette lighter of vehicle to charge the following Bosch batteries in 1 hour. Battery pack model No. BAT001, BAT011, BAT015, BAT018, BAT019, BAT021, BAT030, and Blue Core™ batteries.



Product No.	Mfg. No.	Description	Order Mult.	Weight	Unit Cost
395781-A	BC006	7.2-24 Volt Charger	0/0/1	1.560	69.99 EA

Robt. Bosch Tool

Cordless 12V Drill And Driver - Compact Tough™. 16-position torque control. 2-speed ranges (0-400/0-1200 RPM). 280 in./lb. of torque. Ratcheting 3/8" keyless 1-handed chuck. Soft ergonomic grip for added comfort and control. Kit includes 2 batteries, 1 hour charger, side handle, bit, and case.



Product No.	Mfg. No.	Description	Order Mult.	Weight	Unit Cost
338214-A	32612	12v Cordless Drill	1/0/4	12.250	119.99 KT

Skill Power Tools

12V Cordless Drill Kit - Forward/reverse level with electronic LED indicator built-in storage tray detachable bit index 16-position chuck, VSR (0-700 RPM). 6-position variable torque clutch. 100 in./lb. torque. 3/8" keyless chuck. Electric brake. Includes one 1.3 Ah capacity battery. 3 hour charger and plastic carrying case.



Product No.	Mfg. No.	Description	Order Mult.	Weight	Unit Cost
302066-A	2466-02	12v Cordless Drill	1/0/2	9.000	39.99 EA

Skill Power Tools

14.4V Cordless Drill Kit - Forward/reverse level with electronic LED indicator, built-in storage tray detachable bit index 16-position chuck soft-grip, VSR (0-700 RPM). 6-position variable torque clutch. 130 in./lb. torque. 3/8" keyless chuck. Electric brake. Includes one 1.3 Ah capacity battery. 3 hour charger and plastic carrying case.



Product No.	Mfg. No.	Description	Order Mult.	Weight	Unit Cost
302252-A	2566-02	14.4v Cordless Drill	1/0/2	4.900	49.99 EA

Robt. Bosch Tool

Cordless 14.4V Drill And Driver - Compact Tough™. 15-position torque control. 2-speed ranges (0-400/0-1200 RPM). 500 in./lb. of torque. Ratcheting 3/8" keyless 1-handed chuck. Soft ergonomic grip for added comfort and control. Kit includes 2 Blue Core™ batteries, 1 hour charger, bit, and case.



Product No.	Mfg. No.	Description	Order Mult.	Weight	Unit Cost
316075-A	32614-2G	14.4v Crdls Driver&drill	0/0/1	15.000	159.99 EA

Robt. Bosch Tool

14.4V Cordless Drill And Driver - Brute Tough™. 16-position torque control. 2-speed ranges (0-450/0-1500 RPM). 500 in./lb. of torque. Ratcheting 1/2" keyless 1-handed carbide tooth chuck. Externally changeable brushes. All-steel gears. Soft ergonomic grip for added comfort and control. Steel reinforced collar. Kit includes 2 Blue Core™ batteries, 1 hour charger, bit, and case.



Product No.	Mfg. No.	Description	Order Mult.	Weight	Unit Cost
395900-A	33614-2G	14.4v Cordless Drill	0/0/1	3.500	199.99 EA

Robt. Bosch Tool

Cordless 18V Drill And Driver - Brute Tough™. 16-position torque control. 2-speed ranges (0 to 1300 RPM). 550 in./lb. of torque. Ratcheting 1/2" keyless 1-handed carbide tooth chuck. Externally changeable brushes. Motor is all-steel gears. Soft ergonomic grip for added comfort and control. Steel reinforced collar. Kit includes 2 Blue Core™ batteries, 1 hour charger, bit, and case.



Product No.	Mfg. No.	Description	Order Mult.	Weight	Unit Cost
316113-A	33618-2G	18v Cordless Drill	0/0/1	16.200	259.99 EA

Robt. Bosch Tool

12V Impact Driver - Impactor™. Compact tough design for increased maneuverability in tight areas, such as HVAC, wood and cabinet installations, metal and automotive work. Variable speed reversing. Hammer and anvil system delivers up to 1050 in./lb. of torque. 2-speed gear box: High torque mode- 1050 in./lb., high-speed mode- 2800 RPM. Soft-grip handle, not the user, absorbs the impact during fastening applications. Reduces fatigue and stress, provides maximum cushioning and comfort. Aluminum gear housing. High-performance motor and all-metal gears, fast operating speed, 3200 BPM and 2800 RPM. Weight 3.7 lb. 6.5" in length. Externally accessible brushes for easy brush replacement. 1/4" hex drive with quick release. Multipurpose reversible tool hook. Multiple-position swivel LED lighting system increases visibility for dark or enclosed areas. Includes: (2) batteries, 1 hour charger, tool hook, (1) double-ended bit, and carrying case.



Product No.	Mfg. No.	Description	Order Mult.	Weight	Unit Cost
319051-A	23612	12v Impact Driver	0/0/1	12.580	199.99 EA

Robt. Bosch Tool

3/8" Heavy-Duty Drill Kit - Variable speed reversing trigger control. 0-2500 RPM. Keyless chuck. Ball bearing construction. Belt clip. 5A. Includes carrying case.



Product No.	Mfg. No.	Description	Order Mult.	Weight	Unit Cost
389838-A	1005VSRK	3/8"vsr Heavy Duty Drill	0/0/1	4.400	48.99 EA

Skil Power Tools

3/8" VSR Drill - Ball bearing output for accurate drilling. Level for straight drilling. 1/3 HP, 5.0A motor. Soft grip handle. Lighted. Ball and sleeve bearing construction. Compact size plus center handle for easy handling. Cord exits to the back for operator convenience. Trigger lock-on button. Bit stored in handle. 2 finger trigger. Variable speed 0-2250 RPM. Forward and reverse lever. 3/8" keyless chuck. Includes carrying case.



Product No.	Mfg. No.	Description	Order Mult.	Weight	Unit Cost
315877-A	6265-04	3/8" Vsr Drill	1/0/5	1.360	41.99 EA

Skil Power Tools

3/8" VSR Drill - Ball bearing output for accurate drilling. Level for straight drilling. 1/3 HP, 4.5A motor. Ball and sleeve bearing construction. Compact size plus center handle for easy handling. Cord exits to the back for operator convenience. Trigger lock-on button. Bit stored in handle. 2 finger trigger. Variable speed 0-2250 RPM. Forward and reverse lever. 3/8" keyless chuck. Includes carrying case.



Product No.	Mfg. No.	Description	Order Mult.	Weight	Unit Cost
315893-A	6235-04	3/8" Vsr Drill	1/0/5	1.360	31.99 EA

Robt. Bosch Tool

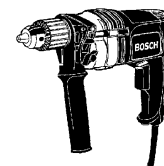
Bosch 1/2" Heavy-Duty Drill and Driver - Variable speed reversing trigger control, 0-850 RPM. 6.5A motor. Ball and needle bearing construction. High torque, triple reduction gearing for large holes. Heavy-duty chuck with ground and hardened jaws. 360° auxiliary handle. Soft grip handle and 2-finger trigger.



Product No.	Mfg. No.	Description	Order Mult.	Weight	Unit Cost
393851-A	1013VSR	1/2" Vsr Drill	0/0/1	5.800	109.99 EA

Robt. Bosch Tool

Bosch 1/2" Heavy-Duty Drill and Driver - Variable speed reversing trigger control, 0-550 RPM. 8.0A. Ball and needle bearing construction. High torque, triple reduction gearing for large holes. Heavy-duty chuck with ground and hardened jaws. Includes: 360° auxiliary handle and chuck key.



Product No.	Mfg. No.	Description	Order Mult.	Weight	Unit Cost
395846-A	1034VSR	8a 1/2" Vsr Drill&driver	0/0/1	4.100	139.99 EA

Robt. Bosch Tool

Bosch Drywall Screwdriver - Variable speed reversing trigger control. Snap-off nosepiece allows easy screw removal without depth adjustment change. 0-4000 RPM. 4.8A. Convenient belt clip and magnetic bit tip holder. Ball and needle bearing construction.



Product No.	Mfg. No.	Description	Order Mult.	Weight	Unit Cost
395862-A	1404VSR	4.8a Drywall Screwdriver	0/0/1	4.200	72.99 EA

Robt. Bosch Tool

1/2" Hammer Drill Kit - Variable speed reversing with dual gear ranges 0-1000 low/0-3000 RPM high or 0-16,000 low/0-48,000 BPM high. 360° auxiliary handle. 8A motor. Heavy-duty 1/2" chuck mounted on a 1/2" -20NF spindle. Built-in depth rod. Plastic case included.



Product No.	Mfg. No.	Description	Order Mult.	Weight	Unit Cost
340545-A	1194AVSRK	1/2" Hammer Drill Kit	0/0/1	13.330	129.99 EA

BOSCH

POWER TOOLS

Robt. Bosch Tool

7/8" SDS Rotary Hammer Drill Kit - Variable speed reversing trigger control. 0-1100 RPM and 0-6150 BPM. Hammer lock off mode. Electro pneumatic impact mechanism for reduced vibration. Fully enclosed tool holder. Slip clutch. 360° auxiliary assist handle. Depth gauge and metal case.



Product No.	Mfg. No.	Description	Order Mult.	Weight	Unit Cost
340715-A	11224VSR	7/8" Hammer Drill	0/0/1	15.000	209.99 EA

Robt. Bosch Tool

1-1/8" SDS Rotary Hammer Drill Kit - Variable speed reversing trigger control 0-650 RPM and 0-3900 BPM. 3 operational modes. Padded handle for comfort. 360° auxiliary handle. Depth gauge and metal case. 7.8A.



Product No.	Mfg. No.	Description	Order Mult.	Weight	Unit Cost
389862-A	11236VS	1-1/8" Vsr Hammer Drill	0/0/1	18.500	294.99 EA

Robt. Bosch Tool

1-1/2" SDS MAX Rotary Hammer Drill Kit - Variable speed reversing trigger control 170-340 RPM and 1700-3300 BPM. Speed control dial to control hammer blows and speed. Electronic feedback circuitry for constant speed. Service reminder light. Padded handle for comfort. 360° padded auxiliary handle. Depth gauge and plastic carrying case.



Product No.	Mfg. No.	Description	Order Mult.	Weight	Unit Cost
341355-A	11241EVS	1-1/2" Hammer Drill	0/0/1	24.450	529.99 EA

Robt. Bosch Tool

9-Piece Bosch Anchor Drive Set - Anchor drive system for Tapcon® systems. Fits all SDS-plus® hammer drills. Contains: (1) 5/32 x 7 SDS-plus® Tapcon® hex bit, (1) 3/16 x 7 SDS-plus® Tapcon® hex bit, (1) Phillips bit holder, (1) 5-13/16" sleeve, (1) Allen™ wrench, (1) 1/4" socket, (1) 5/16" socket, (1) #2 PH Iso-Temp bit, (1) #3 PH Iso-Temp bit, (1) Bonus canvas storage bag.

Product No.	Mfg. No.	Description	Order Mult.	Weight	Unit Cost
319131-B	HC2309	9pc Tapcon Set	1/0/6	1.042	39.99 SET

Robt. Bosch Tool

SDS-MAX Rotary Hammer Drill Bit - Carbide tipped spiral bit with WILD BOAR™ multi-cutter x-head has 4 chiseling faces and cutting edges for more efficient drilling. Design offers smoother drilling with less vibration while extending bit life by 50%. For use in drills requiring SDS-MAX shank. Packaged in plastic tube.



Product No.	Mfg. No.	Description	Order Mult.	Weight	Unit Cost
377430-B	HC5020	5/8" x 8" x 13"	0/0/1	1.020	34.99 EA
377449-B	HC5030	3/4" x 8" x 13"	0/0/1	1.150	34.99 EA
377457-B	HC5040	7/8" x 8" x 13"	0/0/1	1.290	39.99 EA
377465-B	HC5050	1" x 8" x 13"	0/0/1	1.580	44.99 EA
377473-B	HC5060	1-1/8" x 10" x 15"	0/0/1	2.010	59.99 EA

Robt. Bosch Tool

Flat Chisel Bit - Flat chisel for general chipping work. Slotted 18mm round shank fits SDS-MAX hammer drills and large Hilti hammer drills with round shank.



Product No.	Mfg. No.	Description	Order Mult.	Weight	Unit Cost
377481-B	HS1912	1" x 18"	0/0/1	1.760	14.99 EA

Robt. Bosch Tool

Bull Point Bit - Bull point bit for starting holes in concrete slabs. 18mm round shank fits SDS-MAX hammer drills and large Hilti hammer drills with round shank.



Product No.	Mfg. No.	Description	Order Mult.	Weight	Unit Cost
377503-B	HS1914	18"	0/0/1	1.770	14.99 EA

Robt. Bosch Tool

Scraping Chisel - 2" x 12" scraping chisel with one 45° cutting angle. 18mm round shank fits SDS-MAX hammer drills and large Hilti hammer drills with round shank. Bulk.



Product No.	Mfg. No.	Description	Order Mult.	Weight	Unit Cost
377511-B	HS1915	Scraping Chisel Bit	0/0/1	1.200	24.99 EA

Robt. Bosch Tool

Scaling Chisel Bit - Scaling chisel bit with two 60° cutting angles to clean concrete, scale, and rust. Also cuts troughs and some asphalt. 18mm round shank fits SDS-MAX hammer drills and large Hilti hammer drills with round shank. Bulk.



Product No.	Mfg. No.	Description	Order Mult.	Weight	Unit Cost
377538-B	HS1917	2" x 12"	0/0/1	1.200	19.99 EA

POWER TOOLS

Skil Power Tools

7-1/4" Circular Saw with Laser - Ergonomic front and rear soft grip handles. Hoop front handle. On-board laser guide for accurate cuts. Rear view depth adjustment. Ball bearing construction. Spindle lock. On-board light adds more visibility while cutting. Die-cast aluminum blade guards. Includes an 18 teeth carbide tipped blade and heavy-duty case. Cuts 2-7/16" at 90°, 1-15/16" at 45°. 13A motor. 2.5HP (maximum motor). 4600 RPM.



Product No.	Mfg. No.	Description	Order Mult.	Weight	Unit Cost
316777-A	5750-01	7-1/4" 2.5hp Circular Saw	0/0/1	15.400	72.99 EA

Robt. Bosch Tool

7-1/4" Circular Saw Kit - Ball and roller bearing construction. High-strength, lightweight. Aluminum footplate. 22A switch. Spindle lock. Wrench storage in handle. 8' wire cord. Cuts 2-7/16" at 90°, 1-5/8" at 50°, and 1-7/8" at 45°. 5500 RPM. 15A. Includes carbide blade and case.



Product No.	Mfg. No.	Description	Order Mult.	Weight	Unit Cost
389889-A	CS10	7-1/4" 15a Circular Saw	0/0/1	17.000	129.99 EA

Skil Power Tools

7-1/4" Worm Drive Saw - High-torque motor, precision machined worm gears. Oil pressure relief bellows; blade guard retracts at 45° cut. Ball bearing construction; die-cast aluminum housing. Bevel and depth adjustment. Push-button blade lock. AC/DC rated, double pole 20A switch. 8', 3-wire grounded cord. Comes with combination blade and wrench. Cuts 2-3/8" at 90°, 1-15/16" at 45°. 4400 RPM, 120V AC/DC, 13A. 7-1/4", 16-5/16 lb.



Product No.	Mfg. No.	Description	Order Mult.	Weight	Unit Cost
356475-A	HD77	7-1/4" Worm Drive Saw	0/0/1	19.200	159.99 EA

Skil Power Tools

7-1/4" Worm Drive Saw - High torque motor, precision machined worm gears. Ball bearing construction. Pressure relief oil bellows system. Strong, lightweight magnesium motor housing. Heavy-gauge aircraft aluminum foot. Calibrated depth bracket scale. Bevel and depth adjustment. Push-button blade lock. AC/DC rated, double pole 20A switch. 8' rubber cord. Includes combination blade and wrench. Cuts 2-3/8" at 90°, 1-15/16" at 45°. 4400 RPM, 120V AC/DC, 13A. Weighs 14-1/4 lb.



Product No.	Mfg. No.	Description	Order Mult.	Weight	Unit Cost
366137-A	HD77M	7-1/4" Worm Drive Saw	0/0/1	17.300	179.99 EA

Robt. Bosch Tool

Bosch 7-1/4" Worm Drive Saw - High-torque motor, precision machined worm gears. Magnesium footplate. Ball bearing construction. Universal Direct Connect™ cord management system prevents problems with snags, damaged cords, and repairs. Magnesium motor housing. Anti-sag lower guard. Bevel and depth adjustment. Large adjustment levers. Spindle lock. 8', 3-wire grounded cord. Comes with 24T carbide tipped blade and wrench. Cuts 2-3/8" at 90°, 1-13/16" at 50°, and 1-15/16" at 45°. 4400 RPM, 15A. 14 lb.



Product No.	Mfg. No.	Description	Order Mult.	Weight	Unit Cost
318276-A	1677MD	7-1/4" Worm Drive Saw	0/0/1	16.300	189.99 EA

Skil Power Tools

Worm Drive Saw Oil - 8 oz. tube.



Product No.	Mfg. No.	Description	Order Mult.	Weight	Unit Cost
316121-C	80111	8oz Worm Drive Saw Oil	1/0/12	.375	4.99 EA

Skil Power Tools

Vari-Orbit Jigsaw with Laser - Variable speed dial knob. Laser guide provides direct line of sight for accurate cuts. Built-in work light for additional visibility while cutting. Scrolling setting and 4-position orbital settings. Comfortable ergonomic top handle for easy handling. Tool-less blade change accepts both T and U shank blades. 5.0A motor. 800 to 1200 strokes per minute. 11/16" stroke length.



Product No.	Mfg. No.	Description	Order Mult.	Weight	Unit Cost
316759-A	4680-04	Orbital Jigsaw W/laser	1/0/5	8.560	64.99 EA

Robt. Bosch Tool

Bosch VS Orbital Jigsaw Kit - Electronic speed control, preselect stroke rate to suit material. 4-position orbital action, controlled cutting motion. Tool free blade change system. 3-position chip blower for clear line cutting. Can be shut-off when cutting metal. Adjustable footplate, tilts left or right up to 45°. 5A. 500-3100 SPM. 1" stroke length. 5.5 lb. Accepts T-shank style blades. Kit includes footplate insert kit, carrying case, 3 blades, and hex key.



Product No.	Mfg. No.	Description	Order Mult.	Weight	Unit Cost
339229-A	1587AVSK	4position Orbital Jigsaw	1/0/2	11.680	149.99 EA

Robt. Bosch Tool


VS Barrel-Grip Jigsaw - Variable speed control dial can be preset for precise blade speed. 500-3100 SPM. 4-position orbital action allows correct blade cutting motion for any job. High efficiency motor gives more power. *Clic* blade change system allows quick blade change at the turn of a knob, adjustable footplate tilts left or right up to 45°. 5.0A. 3 blades and hex key included with case.



Product No.	Mfg. No.	Description	Order Mult.	Weight	Unit Cost
339253-A	1584AVSK	Vs Barrel-grip Jigsaw	1/0/5	6.750	144.99 EA

Robt. Bosch Tool

Jigsaw Blades - Features Bosch® style Tang shank, (T-shank). Eliminates set-screw mounting hole, which is most common breaking point on Universal Mounting jigsaw blades. Packed 5 blades per card.



Product No.	Mfg. No.	Description	Order Mult.	Weight	Unit Cost
334928-D	T101B	Wood cutting, 4" long, 10 TPI, for straight fine cuts	1/5/100	.100	8.99 CD
334936-D	T111C	Wood cutting, 4" long, 8 TPI, fast, coarse cuts in wood, plastics for jigsaws without orbiting action	1/0/50	.100	5.99 CD
334987-C	T119BO	Wood cutting, 3" long, 12 TPI, for narrow curve cutting	1/0/50	.100	7.49 CD
334944-C	T144D	Wood cutting, 4" long, 6 TPI, for straight cuts, and plunge and curves	1/0/50	.100	8.99 CD
334901-D	T101AO	Wood cutting, 3" long, 20 TPI, for fine, splinter-free cuts	1/0/50	.100	6.99 CD
334952-C	T118A	Metal cutting, 3" long, 24 TPI, for thin, straight cuts in metal, nonferrous metal, aluminum, and sheet metal	1/0/50	.100	7.99 CD
334960-C	T118B	Metal cutting, 3" long, 14 TPI, for straight cuts in metal, nonferrous metal, and aluminum	1/0/50	.100	7.99 CD
334979-C	T118G	Metal cutting, 3" long, 36 TPI, for very thin material cuts in metal, nonferrous metal, sheet metal, aluminum	1/0/50	.100	7.99 CD
334995-C	T118AF	Bimetal, 3" long, 24 TPI, for straight cuts in thin metal, nonferrous metal, and aluminum	1/0/50	.100	11.99 CD
335002-C	T118EF	Bimetal, 3" long, 18 TPI, for straight cuts in thick metal, sheet metal, and plexiglass	1/0/50	.100	11.99 CD
335010-C	T111CF	Bimetal, 4" long, 8 TPI, for straight cuts in wood, particle board, plastic, nonferrous metal, and aluminum	1/0/50	.100	11.99 CD
335029-C	T101BF	Bimetal, 4" long, 10 TPI, for straight fine cuts in plywood, plastics, fiberboard, and fiberglass	1/0/50	.100	13.99 CD

Robt. Bosch Tool

10" Slide Compound Miter Saw - Heavy-duty 13A., 4700 RPM, motor with ball and roller bearing construction. Dual guide rails for increased accuracy. 25" wide sliding base/fence for extra support during compound miter cuts. Positive crown moulding bevel stop. Crosscuts to 3-1/2" x 12". Miter detents at 0°, 15°, 22.5°, 31.6°, 45° right/left and 60° right. Miter angle range 52° left/62° right. Bevel angle range -2° to 47°. Weight 47 lb. Electric brake. Includes 60T carbide blade, dust collection bag, wrench, and workpiece clamp.



Product No.	Mfg. No.	Description	Order Mult.	Weight	Unit Cost
342297-A	3915	10" Compound Miter Saw	0/0/1	64.450	399.99 EA

Robt. Bosch Tool

10" Dual Bevel Slide Compound Miter Saw with Laser - Heavy-duty 15A, 4800 RPM motor with ball and roller bearing construction. Miter detent override holds miter detent lever away from table for free rotation. 21" aluminum base. Sliding extensions for 37-1/4" length. 4-1/2" tall fence. Dual guide rails for increased accuracy. 25" wide sliding base/fence for extra support compound miter cuts. Positive crown moulding bevel stop. Crosscuts to 3-1/2" x 12". Miter detents at 0°, 15°, 22.5°, 31.6°, 45° right/left, and 60° right. Miter angle range 52° left and 62° right. Bevel angle range -2° to 47°. Weight 47 lb. Electric brake. Includes 72T carbide blade, dust collection bag, wrench, length stop, and workpiece clamp.



Product No.	Mfg. No.	Description	Order Mult.	Weight	Unit Cost
319088-A	4410L	10" Miter Saw	0/0/1	76.600	549.99 EA

Robt. Bosch Tool

12" Compound Miter Saw - 15A, 3 HP, 3800 RPM motor with ball bearing construction for extended life. Two 4-1/2" sliding fences with scales. Slim Track sliding fence system offers additional independent fence and base support. Positive crown molding detent for easy crown molding cuts. Large 25" die-cast aluminum table with cast and machined scales. Left miter range 52°, right range 52° miter detents for fast and accurate cuts. 2 sliding base extensions for 40" total length. Two 33.9° bevel stops. Quick release clamp and dust bag included. Soft grip handle for easy transport.



Product No.	Mfg. No.	Description	Order Mult.	Weight	Unit Cost
389943-A	4212L	12" Compound Miter Saw	0/0/1	45.000	349.99 EA

Robt. Bosch Tool

12" Dual Bevel Slide Compound Miter Saw with Laser -

Heavy-duty 15A, 3800 RPM motor with ball and roller bearing construction. Miter detent override holds miter detent lever away from table for free rotation. 22" aluminum base. Sliding extensions for 40" length. 4-1/2" tall fence. Dual guide rails for increased accuracy. Positive crown moulding bevel stop. Exclusive Wedge-and-Slot miter detent system. Consistent and precise miter angles over the life of the tool. Crown miter settings 31.6° miter and 33.9° bevel detents for quick, accurate crown cuts. Miter detents at 0°, 15°, 22.5°, 31.6°, 45° right/left, and 60° right. Miter angle range 52° left and 62° right. Bevel angle range -2° to 47°. Weight 47 lb. Electric brake. Includes 80T carbide blade, dust collection bag, wrench, length stop, and workpiece clamp.



Product No.	Mfg. No.	Description	Order Mult.	Weight	Unit Cost
319097-A	5412L	12" Miter Saw	0/0/1	75.900	649.99 EA

Robt. Bosch Tool

Miter Saw Stand - Bosch TracRac miter saw stand. Adjustable telescoping/level leg. Cam-lever adjustable leg extends 6". Intergrated outfeed and supports - 18' of outfeed coverage. Adjustable height outfeed. Integrated rubber wheels, for easy movement of stand. Universal mounting system, fits any miter saw.



Product No.	Mfg. No.	Description	Order Mult.	Weight	Unit Cost
319113-A	T3-B	Miter Saw Stand	0/0/1	47.520	229.99 EA

Skil Power Tools

Palm Grip Sander - 1/4 sheet. Micro filter dust canister. Dust sealed switch. 2A motor. Easy mount clamps.



Product No.	Mfg. No.	Description	Order Mult.	Weight	Unit Cost
319033-A	7290-01	1/4 Sheet Palm Sander	1/0/4	5.133	29.99 EA

Robt. Bosch Tool

5" Random Orbit Sander -

2.2A motor. 12,000 OPM for fast removal and uniform finish. Integral dampening system regulates pad speed and helps prevent workpiece damage. Hook and loop accessory system. Ergonomic grip surfaces for comfort and control. Dust protected switch. Through pad dust collection for cleaner work area. Uses 8-hole hook and loop paper.



Product No.	Mfg. No.	Description	Order Mult.	Weight	Unit Cost
389897-A	1295D	2.2a Random Orbit Sander	1/0/2	4.000	59.99 EA

Robt. Bosch Tool

5" Random Orbit Sander -

Multi-purpose tool featuring eccentric orbit plus rotation duplicates natural hand sanding. Variable speed provides additional control. Pad dampening system for consistent finishing. Dust removal through abrasive paper. Adjustable front handle. Uses 8-hole hook and loop sanding disc. 3.3A. 4500-13,000 CPM. Wrench storage on tool. Dust bag included.



Product No.	Mfg. No.	Description	Order Mult.	Weight	Unit Cost
338796-A	3107DVS	Random Orbit Sander	0/0/1	6.090	94.99 EA

Robt. Bosch Tool

3" x 21" Belt Sander -

Slim, lightweight design for easy handling. Removable front handle for close quarter work. Efficient dust collection for cleaner work area and longer belt life. Sands flush to edges and to vertical surfaces. Variable speed trigger switch with dial setting. 550-1100 SFPM. 5.0A. Includes dust bag.



Product No.	Mfg. No.	Description	Order Mult.	Weight	Unit Cost
338400-A	1274DVS	3x21 5.0a Belt Sander	0/0/1	16.490	174.99 EA

Makita

4-1/2" Disc Grinder -

7.5A. 4-1/2" grinder. 10,000 RPM. Sealed motor and bearings, prevents dust and particle debris from entering motor. Extra-large paddle switch (AC/DC), small barrel grip for easy handling. Double insulated motor. Spindle lock for easy wheel changes. 5/8"-11 thread. Kit includes grinding wheel, wrench, side handle, flange, and wheel guard.



Product No.	Mfg. No.	Description	Order Mult.	Weight	Unit Cost
340198-A	9557PB	4-1/2" Grinder	1/0/4	6.625	79.99 EA

Robt. Bosch Tool

4-1/2" Angle Grinder - Ball bearing construction. 5/8" x 11 spindle size. Durable, metal gear housing. Service minder brushes takes the guess work out of preventive maintenance. Ergonomic paddle switch and lock-on button. Concealed dust-resistant switch. Epoxy-coated field windings for added protection and endurance. Tool-free adjustable guard. 2-position side handle. 7.5A motor.



Product No.	Mfg. No.	Description	Order Mult.	Weight	Unit Cost
341886-A	1810PS	4-1/2" Angle Grinder	0/0/1	5.710	89.99 EA

Robt. Bosch Tool

Bosch 4-1/2" Angle Grinder - Ball bearing construction. 5/8", 11 spindle size. Spindle lock for fast and easy wheel changes. Slim housing grip for easy handling. Keyed guard rotates without removal. Side mount handle mounts on right or left side. 11,000 RPM. 6.0A.



Product No.	Mfg. No.	Description	Order Mult.	Weight	Unit Cost
395854-A	1375A	4-1/2" Angle Grinder	0/0/1	5.100	79.99 EA

Robt. Bosch Tool

Palm Grip Router - Variable speed palm grip router. 16,000 RPM. 1.0 HP. 5.7A motor. Microfine depth adjustment dial. Externally accessible brush caps. Soft-start motor. Quick clamp system for easy base removal. Spindle lock. Phenolic subbase and aluminum base. 1/4" collet. Ideal for rounding over, hinge mortising, decorative edge forming, slot cutting, dovetailing, window cutouts, decorative inlays, laminate trimming.



Product No.	Mfg. No.	Description	Order Mult.	Weight	Unit Cost
338511-A	PR20EVSK	Palm Grip 5.7a Router	0/0/1	8.700	119.99 EA

Skil Power Tools

1-3/4 HP SKIL Fixed Base Router - Ball bearing construction. Powerful 9.0A motor. 25,000 RPM. Self-releasing collet. Trigger switch with lock for fingertip control. Collet lock allows 1 wrench bit changing. Wrench storage keeps wrench at hand. Chip deflector helps control flying chips. 1/4" collet. Template guide included.



Product No.	Mfg. No.	Description	Order Mult.	Weight	Unit Cost
393878-A	1810	1-3/4hp Fixed Router	0/0/1	8.080	59.99 EA

Skil Power Tools

2 HP SKIL Plunge Router - Ball bearing construction. Powerful 10A motor. 25,000 RPM. Site-Light™ built-in work light for added visibility. Soft grips for added comfort and control. Self-releasing collet. Trigger switch with lock for fingertip control. Collet lock allows 1 wrench bit changing. Wrench storage keeps wrench at hand. Chip deflector helps control flying chips. 1/4" collet. Template guide included.



Product No.	Mfg. No.	Description	Order Mult.	Weight	Unit Cost
389900-A	1820	2hp Plunge Router	0/0/1	7.000	79.99 EA

Robt. Bosch Tool

1-3/4 HP Router - High-torque, high efficiency 11A, 25,000 RPM motor. All magnesium construction for strength and light weight. Comfortable hardwood handles. Precision centering system for accurate cuts. Microfine depth adjustment. Adjustable sub base. Precision self-extracting collet. Quick change template guide. 1-piece armature shaft. 10' rubber cord. Includes 1/4" and 1/2" collets.



Product No.	Mfg. No.	Description	Order Mult.	Weight	Unit Cost
389927-A	1617	1-3/4hp 25000rpm Router	0/0/1	11.000	169.99 EA

Skil Power Tools

2-1/4 HP Combo Router Kit - Includes both a fixed router base and a plunge router base for added versatility. Site-Light™ for added visibility. Ball bearing construction. Powerful 11A motor. 8000 to 25,000 RPM. Variable speed. Soft start. Self-releasing collet. Trigger switch with lock for fingertip control. Integral self-releasing collet. Collet lock allows 1 wrench bit changing. Wrench storage keeps wrench at hand. Chip deflector helps control flying chips. 1/4" collet. Kit includes: Plunge base, fixed base, 1/4" collet, and carrying case.



Product No.	Mfg. No.	Description	Order Mult.	Weight	Unit Cost
395897-A	1825	2-1/4hp Router Kit	0/0/1	12.000	99.99 EA

Robt. Bosch Tool

3-1/4" Planer Blade - Set of reversible carbide planer blades. Fits Bosch planer model No. 1750, 1760, 3272A, and 3365.



Product No.	Mfg. No.	Description	Order Mult.	Weight	Unit Cost
368334-C	PA1202	3-1/4" Planer Blade	1/0/5	.009	13.79 EA

Makita

9.6V Driver and Drill Kit - Variable speed, reversing 0-1200 RPM. 200 in./lb. torque. 3/8" keyless chuck for quick bit changes. Compact design (8" overall length) is easy-to-handle. Electric brake for fast chuck stoppage. Standard equipment: 2 batteries, charger, and plastic tool case.



Product No.	Mfg. No.	Description	Order Mult.	Weight	Unit Cost
380733-A	6260DWPE	9.6v Cordless Drill	1/0/4	9.600	99.99 EA

Makita

12V Driver And Drill Kit - Compact tool body and T-handle design provide optimal balance and comfort. 2-speed gear selection with variable speed in each range 0-350/0-1200 RPM. Total trigger control. Keyless chuck for fast and easy bit changes. 16 torque settings. Electric brake stops chuck quickly. Conveniently located forward/reverse switch. 250 in./lb. torque. Kit includes 2 batteries model No. 193983-2, universal charger, flashlight model No. ML120, and case.



Product No.	Mfg. No.	Description	Order Mult.	Weight	Unit Cost
385174-A	6270DWPLE	12v Vsr Driver & Drill	1/0/4	11.000	114.99 KT

Makita

14.4V Driver and Drill Kit - M-Force™ variable speed reversing with 2-gear selection, 0-400 RPM/0-1300 RPM. 2-piece, high-performance motor with shift lock dual ball bearings. All metal gear transmission to withstand extreme demands. 17 torque settings in both high and low speed. 3/8" keyless ratcheting chuck for easy and secure bit installation. Ergonomically designed for easy handling. Externally accessible brushes. Kit contains two 2.6Ah NiMH batteries (longer run time than traditional Nicd batteries), Phillips/slotted bit, super high-capacity charger, and case.



Product No.	Mfg. No.	Description	Order Mult.	Weight	Unit Cost
332259-A	6337DWDE	14.4v Cordless Drill	1/0/5	19.000	169.99 EA

Makita

14.4V Driver and Drill Kit With Flashlight - M-Force™ variable speed reversing with 2-gear selection. 0-400 RPM and 0-1300 RPM. 2-piece, high-performance motor with dual ball bearings. All metal gear transmission to withstand extreme demands. 18 torque settings in both high and low speed. 3/8" keyless ratcheting chuck for easy and secure bit installation. Ergonomically designed for easy handling. Externally accessible brushes. Kit contains two 2.6AH NiMH batteries (longer run time than traditional Nicd batteries), Phillips/slotted bit, flashlight (model No. ML140) with tilting head, and super high-capacity charger, and case.



Product No.	Mfg. No.	Description	Order Mult.	Weight	Unit Cost
391166-A	6337DWDLE	14.4v Vsr Driver & Drill	1/0/5	13.000	189.99 EA

Makita

18V Drill And Driver Kit - Variable speed reversing with 2-gear selection, 0-400 RPM and 0-1300 RPM. 16 torque settings in both high and low speed. Maximum torque 340 in. lb. 1/2" keyless ratcheting chuck for easy and secure bit installation. Compact and well balanced for easy handling. Kit contains 2 NiCd batteries, Phillips/slotted bit, 1 hour charger, and case.



Product No.	Mfg. No.	Description	Order Mult.	Weight	Unit Cost
332385-A	6390DWPLE	18v 1/2" Cordless Drill	1/0/4	12.250	149.99 EA

Makita

18V Driver and Drill Kit - M-Force™ variable speed reversing with 2-gear selection, 0-400 RPM and 0-1300 RPM. 2-piece, high-performance motor with dual ball bearings. All metal gear transmission to withstand extreme demands. Industrial metal gear housing. 18 torque settings in both high and low speed. Maximum torque 404 in./lb. 1/2" keyless ratcheting chuck for easy and secure bit installation. Compact and well balanced for easy handling. Externally accessible brushes. Kit contains two 2.6 Ah NiMH batteries (longer run time than traditional Nicad batteries), Phillips/slotted bit, super high-capacity charger, and case.



Product No.	Mfg. No.	Description	Order Mult.	Weight	Unit Cost
388858-A	6347DWDE	18v Cordless Drill	1/0/5	13.667	199.99 EA



4-Pc. Combo Kit

LXT400

- 1/2" Hammer Driver Drill (Model BHP451)
- Impact Driver (Model BTD140)
- 6-1/2" Circular Saw (Model BSS610)
- Flashlight (Model BML185)
- Charger (DC18SC)
- LXT Lithium-Ion 3.0Ah Battery (BL1830)



1/2" Hammer Driver-Drill Kit

BHP451

- 4-pole motor produces 560 in.lbs. of torque
- 3-speed all metal transmission
- Two built-in L.E.D. lights

Includes: 2 ea. LXT Lithium-Ion 3.0Ah battery (BL1830), 45-minute Optimum Charger (DC18SC), Screwdriver bits, Tool case

Capacities	Steel (1/2"), Masonry (5/8")
No load speed (RPM):	1st (0-300), 2nd (0-600), 3rd (0-1,700)
Blows per min. (BPM):	1st (0-4,500), 2nd (0-9,000), 3rd (0-25,500)
Maximum torque	560 in.lbs./63 N-m
Watt hours	54.0
Battery	18VDC (3.0Ah)
Overall length	9-7/8"
Net weight	4.9 lbs. (w/battery)



1/2" Driver-Drill Kit

BDF451

- 4-pole motor produces 560 in.lbs. of torque
- 3-speed all metal transmission
- Two built-in L.E.D. lights

Includes: 2 ea. LXT Lithium-Ion 3.0Ah battery (BL1830), 45-minute Optimum Charger (DC18SC), Screwdriver bits, Tool case

Capacities	Steel (1/2"), Wood (2-9/16")
No load speed (RPM):	1st (0-300), 2nd (0-600), 3rd (0-1,700)
Maximum torque	560 in.lbs./63 N-m
Watt hours	54.0
Battery	18VDC (3.0Ah)
Overall length	9-3/8"
Net weight	4.6 lbs. (w/battery)



Impact Driver Kit

BTD140

- 4-pole motor produces 1,280 in.lbs. of torque
- 40% more compact at only 5-3/4" length
- Built-in L.E.D. light

Includes: 2 ea. LXT Lithium-Ion 3.0Ah battery (BL1830), 45-minute Optimum Charger (DC18SC), Tool case

Hex shank	1/4"
No load speed	0-2,300 RPM
Impacts per minute	0-3,200 IPM
Maximum torque	1,280 in.lbs./145 N-m
Watt hours	54.0
Battery	18VDC (3.0Ah)
Overall length	5-3/4"
Net weight	3.3 lbs. (w/battery)



6-1/2" Circular Saw Kit

BSS610

- D35 high torque motor with 0-3,700 RPM
- Built-in blower and 50° bevel capacity
- Two built-in L.E.D. lights

Includes: 2 ea. LXT Lithium-Ion 3.0Ah battery (BL1830), 45-minute Optimum Charger (DC18SC), Blade, Tool case

Blade diameter	6-1/2"
Arbor	5/8"
Max. cutting depth at 90°	2-1/8"
No load speed	3,700 RPM
Watt hours	54.0
Battery	18VDC (3.0Ah)
Overall length	13-5/8"
Net weight	7.1 lbs. (w/battery)



Recipro Saw Kit

BJR181

- 50% faster cutting with 1-1/8" stroke at 2,900 SPM
- Totally tool-less blade changes & shoe adjustment
- Retractable sky hook for hanging off rafters

Includes: 2 ea. LXT Lithium-Ion 3.0Ah battery (BL1830), 45-minute Optimum Charger (DC18SC), Blades, Tool case

Length of stroke	1-1/8"
Strokes per minute	0-2,900 SPM
Watt hours	54
Battery	18VDC (3.0Ah)
Overall length	19-5/8"
Net weight	8.1 lbs.



Accessories

Rechargeable Flashlight
BLM185



45-Minute Optimum Charger
DC18SC



18VLXT Lithium-Ion 3.0Ah Battery
194230-4 (2 pack)
194205-3 (1 pack)





18V LXT Hammerdrill - 1/2" metal single sleeve ratcheting chuck. Shift Lock™ drive system. All-metal 3-speed transmission (0 to 1700 RPM and 0 to 25,500 BPM). Ergonomic handle for better fit. 560 in./lb. of maximum torque. 3.0Ah lithium ion battery. Lithium ion powered batteries have no memory effect, can be charged at any time without creating memory effect. Chargers have built-in memory chip to control charging of batteries. 40% lighter and more compact design than standard NiCD tools. 2 times more cycles. Up to 280% more work than standard NiCD tools. 4-pole motor delivers more power in a compact motor. 4.8 lb. Includes side handle, 2 batteries, 45 minute charger, and case.



Product No.	Mfg. No.	Description	Order Mult.	Weight	Unit Cost
340134-A	BHP451	18v Lxt Hammer Drill	1/0/4	15.425	329.99 EA



18V LXT Impact Driver - 18V impact driver is 50% more compact than standard drill drivers. Variable speed reversing. Ideal for driving and removing fasteners in wood, metal, or concrete, and removing and fastening nuts and bolts. 0 to 2300 RPM. Ergonomic handle for better fit. 1280 in./lb. of maximum torque. Built-in L.E.D. light. 3.0Ah lithium ion battery. Lithium ion powered batteries have no memory effect, can be charged at any time without creating memory effect. Chargers have built-in memory chip to control charging of batteries. 40% lighter and more compact design than standard NiCD tools. 2 times more cycles. Up to 280% more work than standard NiCD tools. 4-pole motor delivers more power in a compact motor. 3.3 lb. Includes 2 batteries, 45 minute charger, and case.



Product No.	Mfg. No.	Description	Order Mult.	Weight	Unit Cost
340143-A	BTD140	18v Lxt Impact Driver	1/0/4	12.800	319.99 EA



18V LXT 4-Piece Combo Kit - Kit includes (4) 18V LXT™ cordless tools plus 2 batteries and 45 minute charger. Tools include: Work light, 1/2" hammerdrill, 6-1/2" circular saw, and impact driver. 3.0Ah lithium ion battery. Lithium ion powered batteries have no memory effect, can be charged at any time without creating memory effect. Chargers have built-in memory chip to control charging of batteries. 40% lighter and more compact design than standard NiCD tools. 2 times more cycles. Up to 280% more work than standard NiCD tools. 4 pole motor delivers more power in a compact motor. 3.3 lb. Includes 2 batteries, 45 minute charger, and contractor bag.



Product No.	Mfg. No.	Description	Order Mult.	Weight	Unit Cost
340152-A	LXT400	4pc 18v Lxt Combo Kit	0/0/1	25.600	629.99 EA



9.6V Cordless Angle Drill - Variable speed 0-800 RPM, reversible. Ideal for close quarter operation. Measures 4-1/2" from tip of chuck to widest portion of drill. 3/8" keyless chuck for quick bit changes. Electric brake. Drills up to 3/8" in steel, 1/2" in wood. Maximum tightening torque 43.4 in./lb. Includes: Battery (model No. 632007-4), charger (model No. DC9700), keyless chuck (model No. 763083-3), and plastic case. Weighs 2.9 lb.



Product No.	Mfg. No.	Description	Order Mult.	Weight	Unit Cost
351628-A	DA391DW	9.6v 3/8" Angle Drill	1/0/3	2.640	129.99 EA



3-3/8" Cordless Circular Saw Blade - For use with model No. 5090D and 5090DW. 15mm arbor.



Product No.	Mfg. No.	Description	Order Mult.	Weight	Unit Cost
300756-C	721003-8	Combination blade, general-purpose rips or crosscuts, 50T	0/0/1	.250	11.99 EA
338257-C	792299-8	Fine tooth blade, smooth cuts in thin materials, 50T	0/0/1	.300	11.99 EA
338281-C	792611-2	Carbide-tipped blade, fast, smooth cuts, thin kerf, 20T	0/0/1	.300	25.49 EA



Jigsaw Blade - For use with Model No. 4300D and 4300DW cordless jigsaw. Overall length: 3-5/32". 5 blades per card.



Product No.	Mfg. No.	Description	Order Mult.	Weight	Unit Cost
339040-C	792221-5	24TPI, for cutting mild steel, thin plywoods, formica and masonite	1/0/5	.010	9.29 CD
339032-C	792222-3	12TPI, for general woodcutting	1/0/10	.010	10.99 CD

MAKITA

POWER TOOLS



Reciprocating Saw - 6.0A hi-tech motor for wood and metal cutting. Double insulated. Well-balanced and lightweight. Smooth 1-13/16" stroke length. Adjustable front shoe assembly. Ball and needle bearing construction. Accepts standard 1/2" width saw blades. Standard equipment: 1 blade, and plastic carrying case. 15-3/4" long. Variable speed (0-2300 SPM).



Product No.	Mfg. No.	Description	Order Mult.	Weight	Unit Cost
307432-A	JR3050T	9a Reciprocating Saw	1/0/3	14.750	89.99 EA



Reciprocating Blade - For use with Model No. 4390D and 4390DW cordless reciprocating saw. 5 blades per card.



Product No.	Mfg. No.	Description	Order Mult.	Weight	Unit Cost
339024-C	792540-9	24TPI, for mild steel, plywood, masonite, plastics and formica; overall length: 3-15/16"	1/0/5	.020	12.49 PK
339008-D	792615-4	24TPI, for mild steel, plywood, masonite, plastics and formica; overall length: 5-7/8"	1/0/5	.020	13.49 PK
339016-D	792541-7	9TPI, for woodcutting; overall length: 4-3/4"	1/0/5	.020	11.49 PK
338990-C	792616-2	9TPI, for woodcutting; overall length: 5-7/8"	1/0/5	.020	11.99 PK



7.2/9.6V Charger - Charges all 7.2V and 9.6V batteries in 1 hour.



Product No.	Mfg. No.	Description	Order Mult.	Weight	Unit Cost
338265-B	DC9710	9.6-7.2 Volt Charger	1/0/10	2.300	49.99 EA



Battery Charger - High-capacity charger for use with all nickel cadmium and nickel-metal hydride Makita batteries from 7.2V to 18V.



Product No.	Mfg. No.	Description	Order Mult.	Weight	Unit Cost
389684-A	DC1804	7.2-18 Volt Charger	0/0/1	1.500	54.99 EA



Automotive Charger - Plugs into automobile cigarette lighter to charge all removable 7.2V, 9.6V, 12V, 14.4V, and 18V Makita NiCD batteries in 1 hour. Will also charge nickel-metal hydride batteries.



Product No.	Mfg. No.	Description	Order Mult.	Weight	Unit Cost
321222-B	DC1822	Automotive Charger	1/0/10	1.413	69.99 EA



High-Capacity Battery Pack - Rechargeable 1 hour fast-charge nickel cadmium battery. Provides 40% more power and capacity per charge.



Product No.	Mfg. No.	Description	Order Mult.	Weight	Unit Cost
373761-B	192321-5	(9101) 9.6V 1.7 Ah for model No. 6202DWG, 6201DWHE	0/0/1	2.750	39.99 EA
373753-B	192296-8	(1201) 12V 1.7 Ah for model No. 6212DWG, 6311DWHE, 6211DWHE, 5091DZ, 5092D	0/0/1	3.000	42.99 EA



Super High-Capacity Battery Pack - Rechargeable 1 hour fast charge nickel cadmium battery. 2Ah. Provides more run time than high-capacity battery.



Product No.	Mfg. No.	Description	Order Mult.	Weight	Unit Cost
374954-B	1925966	9.6V (model No. 9122)	0/0/1	2.500	42.99 EA
374938-B	1925982	12V (model No. 1222)	0/0/1	2.500	49.99 EA
374946-B	1926001	14.4V (model No. 1422)	0/0/1	2.700	52.99 EA
393215-A	192827-3	18V (model No. 1822)	0/0/1	2.350	77.99 EA

POWER TOOLS



12V Nickel-metal Hydride Battery Pack - Rechargeable 1 hour fast charge nickel-metal hydride battery (model No. 1234). NiMH batteries have longer run time than standard nickel cadmium (NiCd) batteries. 2.6 Ah. Requires NiMH compatible charger, model No. DC1804.



Product No.	Mfg. No.	Description	Order Mult.	Weight	Unit Cost
315064-A	193157-5	12v NmH Battery Pack	1/0/6	2.000	69.99 EA



14.4V Nickel-metal Hydride Battery Pack - Rechargeable 1 hour fast charge nickel-metal hydride battery (model No. 1434). NiMH batteries have longer run time than standard nickel cadmium (NiCd) batteries. 2.6 Ah. Requires NiMH compatible charger, model No. DC1804.



Product No.	Mfg. No.	Description	Order Mult.	Weight	Unit Cost
315073-A	193158-3	14.4v NmH Battery Pack	1/0/6	2.417	82.99 EA



18V Nickel-metal Hydride Battery Pack - Rechargeable 1 hour fast charge nickel-metal hydride battery (model No. 1834). NiMH batteries have longer run time than standard nickel cadmium (NiCd) batteries. 2.6 Ah. Requires NiMH compatible charger, model No. DC1804.



Product No.	Mfg. No.	Description	Order Mult.	Weight	Unit Cost
315082-A	193159-1	18v NmH Battery Pack	1/0/6	2.817	92.99 EA



Cordless Drill Holster - Made of top grain saddle leather. Fits large and small cordless drills. 2-position retaining strap. Rivet reinforced for durability.



Product No.	Mfg. No.	Description	Order Mult.	Weight	Unit Cost
314315-D	823033-3E	Cordless Drill Holster	0/0/1	.500	17.99 EA



Industrial Quad-Driver™ Set - Combination drill, countersink, and screwdriver sets flat head screws flush or below work surface quickly and easily. Changes from drill/countersink to screwdriver without removing from drill chuck. Bit holder accepts straight, Phillips, square recess, and other 1/4" hex shank insert bits. Quad-Driver™ 13-piece set includes: shaft bit holders for the 4 most popular screw sizes--No. 6, 8, and 10, 12; 4 No. 2 Phillips bits; 4 drill bits for countersinks, and plastic carrying case. Carded.



Product No.	Mfg. No.	Description	Order Mult.	Weight	Unit Cost
387290-D	784832A	Quad-driver Set	1/0/12	.417	49.49 SET



Drill - 1/2" variable speed 0-550 RPM, reversible. Heavy-duty drill chuck. Compact and lightweight (4.4 lb.). New motor fan design for reduced noise level. Conveniently located lock-on button. Side handle can be attached to either side. Double insulated. 5.2A motor.



Product No.	Mfg. No.	Description	Order Mult.	Weight	Unit Cost
307327-A	6302H	1/2" Vsr Drill	1/0/5	6.000	99.99 EA



3/8" Angle Drill - Variable speed reversing, 0-2400 RPM. Built-in shock proof high output LED light, for increased visibility on work surface. Compact design ideal for getting in and out of tight spots. Lightweight (3.5 lb.) allows for easy 1-hand operation. Ball and needle bearing construction. Motor housing grip and paddle switch for convenient operation. 4.0A motor is double insulated.



Product No.	Mfg. No.	Description	Order Mult.	Weight	Unit Cost
371521-A	DA3010F	3/8" Right Angle Drill	1/0/5	4.516	199.99 EA

MAKITA

POWER TOOLS



1/2" Drill - 1/2" variable speed reversing drill 0-900 RPM. Heavy-duty drill chuck. Powerful 7A motor. Lightweight, durable cast aluminum gear housing. Retractable belt clip. 360° rotational side handle. Ergonomically designed rubberized grip.



Product No.	Mfg. No.	Description	Order Mult.	Weight	Unit Cost
315311-A	DP4000	1/2" Vsr Drill	1/0/5	6.400	134.99 EA



5/8" Hammer Drill - Variable speed reversing, 0-2800 RPM, 0-44,800 BPM, 5.7A motor. 2 tools in 1. Quick action disengagement of drilling with or without hammering. Compact, lightweight, (3.7 lb.), ergonomic pistol grip design for easy handling. Adjustable depth guide and 360° side handle. Double insulated.



Product No.	Mfg. No.	Description	Order Mult.	Weight	Unit Cost
374997-A	HP1620F	5/8" Hammer Drill	1/0/5	5.400	94.99 EA



3/4" Hammer Drill - VSR, 6.6A motor. 2 tools in 1; quick action disengagement of drilling with or without hammering. 2 gear ranges, high or low torque with variable speed, low 0-1200 RPM or high 0-2900 RPM. 1/2" chuck. Built-in, shock proof, high output LED light, for increased visibility on work surface. Vibration absorbing handle. Drills up to 3/4" in concrete, 1-9/16" in wood, 1/2" in steel. Adjustable depth guide and 360° side handle. Metal gear case. Double insulated. Includes plastic carrying case.



Product No.	Mfg. No.	Description	Order Mult.	Weight	Unit Cost
375004-A	HP2050F	3/4" Hammer Drill	1/0/3	10.230	129.99 EA



1" Hammer Drill - PitBull. 1" rotary hammer drill has variable speed reversing. 7.0A motor. 3 mode operation: *rotation only, hammering with rotation, or hammering only*. No load: 0 to 1100 RPM. Blows per minute: 0 to 4500. Chisel rotates 360° with 40 different locking positions. Positive bit lock ensures that the bit is securely fastened. Built-in torque limiter helps prevent kickback when hitting reinforcements. Ideal for anchor setters, sign hangers, installers, electricians, plumbers, and masons. Recessed lock-on button for continuous use. Ergonomic, well balanced design features a rubberized D-handle grip for greater stability, comfort, and control with reduced operator fatigue. 6.2 lb. Includes: Side handle, depth gauge, bits, and tool case.



Product No.	Mfg. No.	Description	Order Mult.	Weight	Unit Cost
340161-A	HR2455X	1" Rotary Hammer Drill	1/0/3	11.400	219.99 EA



Chuck Key - Original chuck key replacement for the following Makita drills.



Product No.	Mfg. No.	Description	Order Mult.	Weight	Unit Cost
314374-D	798341-3	For model No. 6013BR, 6300LR, 6301LR, DA 4511, DP4700	0/0/1	.162	5.99 EA
314390-D	763414-1	For model No. 6000R, 6000LR, 6510LVR, DA3000R	0/0/1	.131	5.29 EA
314420-D	763415-9	For model No. DA3000D, DP3720, 8400D, 6000LR	0/0/1	.125	5.79 EA
314447-D	763419-1	For model No. 6002D, 6010SDW, 6092D, 6093D, 6072D, 6070DW, 6010D, 6012HD, 6071D, 6073D, 6501	0/0/1	.050	4.79 EA



Drywall Screwdriver - 0-4000 RPM, reversible. Double insulated. Powerful 5.2A high-tech motor for heavy-duty production use. Ergonomic design. Easily adjustable depth locator assembly with *sure lock* feature for easy, consistent screw depth setting. Nosepiece is easy to remove and install. Easily replaceable driver bits and magnetic bit holder. Recessed lock-on button. Built-in belt clip design. Standard equipment: Insert bit, magnetic bit holder and locator. Weighs 2.9 lb.



Product No.	Mfg. No.	Description	Order Mult.	Weight	Unit Cost
374989-A	6821	5.2a Drywall Screwdriver	1/0/5	3.900	69.99 EA



14.4V Impact Driver - Variable speed reversing. 0-2600 RPM. 1240 in./lb. of tightening torque. 0-3200 IPM. Magnesium gear housing for durability. Ergonomically designed. Rubberized grip for positive control. Quick change 1/4" hex shank chuck for fast bit changes. Weight 3.7 lb. Kit includes: two 2.6Ah Ni-MH batteries, 1 universal quick charger, and plastic case.



Product No.	Mfg. No.	Description	Order Mult.	Weight	Unit Cost
315338-A	6935FDWDE	14.4v Impact Driver	1/0/5	9.300	219.99 EA



1/2" Impact Wrench - Impact-resistant aluminum gear case with rubber boot protects the all-metal gears. 0 to 2000 RPM. 0 to 2000 impacts per minute for maximum efficiency. High maximum torque (260 ft./lb.). 1/2" square drive. 3.5A motor. 6.4 lb. Efficient impact system with less vibration and longer tool life. Externally accessible brushes for easy inspection and replacement. Includes plastic carrying case.



Product No.	Mfg. No.	Description	Order Mult.	Weight	Unit Cost
340214-A	TW0350	1/2" Impact Wrench	1/0/4	11.000	159.99 EA



7-1/4" Circular Saw With Carrying Case - Ball and needle bearing construction. Heavy-gauge aluminum wraparound base. Nonbinding lower guard. Shaft lock for easy blade replacement. AC/DC for use with alternative power sources. Cuts 2-3/8" at 90°, 1-3/4" at 45°. 5800, 15A, 120V AC/DC. Includes plastic carrying case, 16T carbide tipped blade, and blade wrench.



Product No.	Mfg. No.	Description	Order Mult.	Weight	Unit Cost
322016-A	5007FK	7-1/4" 15A Circular Saw	1/0/2	16.000	119.99 EA



Guide Rule - Use with model No. 5007NB 1-1/4" circular saw. For fast ripping to uniform width.



Product No.	Mfg. No.	Description	Order Mult.	Weight	Unit Cost
307416-C	164095-8	Rule Guide	0/0/1	1.000	10.79 EA



7-1/4" Worm Drive Saw - With electric brake. Double insulated. Hypoid gearing system delivers maximum torque; powerful 15A motor. Heavy-gauge adjustable base design allows bevel cutting from 0° to 50°. Includes 24T carbide tipped blade.



Product No.	Mfg. No.	Description	Order Mult.	Weight	Unit Cost
375047-A	5277NB	7-1/4" Worm Drive Saw	0/0/1	17.750	129.99 EA



10" Compound Miter Saw - Double insulated. 15A, 4600 RPM. Electric brake for fast stops. Cuts 4" x 4" at 90°; 2" x 4" at 45°. Miter cuts from 0 to 45°. Weighs 24.2 lb. for convenient transporting. Includes 10" combination blade, wrench, dust bag, triangular rule, and auxiliary plate.



Product No.	Mfg. No.	Description	Order Mult.	Weight	Unit Cost
375012-A	LS1040	10" Compound Miter Saw	0/0/1	28.000	164.99 EA




10" Sliding compound Miter Saw with Laser - Heavy-duty. 13A, 3700 RPM motor. 2-pole, ball bearing mounted sliding cutting head. Dual bevel cutting up to 45° left and right. Miter cuts 0 to 47° left and 52° right with positive stops at 0°, 15°, 22.5°, 30°, 45°, left and right. Adjustable pivot fence for supporting larger stock. Cuts 3-5/8" x 12" at 90° and 3-5/8" x 8-1/2" at 45°. Weighs 46-1/2 lb. Includes 64 tooth carbide-tipped blade, vertical vise, dust bag, socket wrench, and triangular rule.



Product No.	Mfg. No.	Description	Order Mult.	Weight	Unit Cost
300012-A	LS1013L	10" Compound Miter Saw	0/0/1	60.000	529.99 EA



12" Compound Miter Saw - Heavy-duty, 15A 3200 RPM motor with electric brake. Electronic speed control maintains blade speed throughout cut. Soft start feature provides controlled cutting and smooth start-ups. Adjustable pivot fence supports taller stock. Miter cuts 0° to 45° left or right. Bevel cuts 0° to 48° left and 3° right. Large miter scale with positive stops at 0°, 15°, 22.5°, 31.6°, 45° left and right. Horizontal D-handle with paddle switch. Cuts 3-7/8" x 6" or 2-1/2" x 8" at 90°, 2-3/4" x 5-7/8" or 1-3/4" x 7-7/8" at 45°. Weighs 37.5 lbs. Includes thin kerf, carbide tipped blade, and dust bag.



Product No.	Mfg. No.	Description	Order Mult.	Weight	Unit Cost
385190-A	LS1221	12" Compound Miter Saw	0/0/1	47.600	279.99 EA



14" Metal Chop Saw - Powerful 15A motor and unique twin pivot feature provide quick, easy cutting of steel, cast-iron, and more. Design increases saw capacity by 20%, cutting speed 40%, and wheel life 16%. D-shape handle makes for easy gripping. 3800 RPM. Lock-off button. Guideplate adjusts 45° R/L. Quick release vise permits fast clamping. Adjustable depth stop for precise cuts. Maximum cutting capacity 4-1/2". Includes abrasive wheel and socket wrench.



Product No.	Mfg. No.	Description	Order Mult.	Weight	Unit Cost
369187-A	2414NB	14" Chop Saw	0/0/1	46.000	159.99 EA



10" Table Saw With Stand - Powerful 15A 4600 RPM motor for smooth cut even in thick materials. Lightweight, 40 lb. (without stand). See-through blade guard with anti-kickback safety device. Table size 27" x 22". Cuts through 3-9/16" stock at 90°, 2-1/2" stock at 45°. Includes carbide tipped blade (5/8" arbor), rip fence, miter gauge, wrenches, and stand.



Product No.	Mfg. No.	Description	Order Mult.	Weight	Unit Cost
322210-A	2703X1	10" Table Saw	0/0/1	78.000	329.99 EA



Plate Joiner Kit - For making strong plate joints. Rack-and-pinion fence height adjustment. 1-touch lever for angle guide setting from 0° to 90° with positive stops at 0°, 45°, and 90°. Shaft lock for easy blade changes. Easy open blade cover. 5.6A motor, 10,000 RPM. Includes 4" (6T) blade, dust bag, wrench, and plastic carrying case. (Uses No. 0, 10, or 20 biscuits).



Product No.	Mfg. No.	Description	Order Mult.	Weight	Unit Cost
371475-A	3901	Plate Joiner W/case	1/0/3	11.333	179.99 KT



Vari-Orbit Jigsaw Kit - Has tool-less blade change feature. Variable speed 500 to 3000 SPM with speed dial to set maximum. 6.3A. Built-in shock proof, high output LED light, for increased visibility on work surface. 3 orbital settings plus straight cutting. Cast aluminum shoe adjusts from 0° to 45° left or right with flip of lever. Full 1" stroke accepts tang, Makita, and universal shank blades. Nonmarring, protective base and anti-splintering insert. Lock-on button. Weight 5.3 lb. Includes tool storage case.



Product No.	Mfg. No.	Description	Order Mult.	Weight	Unit Cost
385131-A	4340FCT	6.3a Orbital Jigsaw	1/0/4	9.500	159.99 EA



Variable Speed Jigsaw - Variable speed 500-3100 SPM with speed dial to set maximum. 3.7A. Low vibration, low noise design. Sliding dust cover keeps chips from flying and aids in dust collection when connecting port to vacuum. Bevel cuts up to 45° left or right with positive stops at 45° and 90°. Stroke length 11/16". Accepts T-shank blades only.



Product No.	Mfg. No.	Description	Order Mult.	Weight	Unit Cost
385158-A	4323K	2.5a Vs Jigsaw	1/0/5	3.800	67.99 EA



Orbital and Variable Speed Jigsaw - 3 orbital settings plus straight cutting for use in a variety of materials. Variable speed 500 to 3100 SPM with speed dial to set maximum. 3.7A. Low vibration, low noise design. Sliding dust cover keeps chips from flying and aids in dust collection when connecting port to vacuum. Bevel cuts up to 45° left or right with positive stops at 45° and 90°. Stroke length 11/16". Accepts T-shank blades only. Includes: Blade, wrench, and tool case.



Product No.	Mfg. No.	Description	Order Mult.	Weight	Unit Cost
316651-A	4324K	Vs Orbital Jigsaw	1/0/5	5.292	59.99 EA



Jigsaw Blade - Makita shank blades. 2 blades per card.



Product No.	Mfg. No.	Description	Order Mult.	Weight	Unit Cost
316652-D	723012-3-2	24TPI, for stainless steel, corrugated plastics and tough plastics, length 3-7/32"	1/0/10	.450	4.29 CD
316679-D	723009-2-2	14TPI, for decorative veneers, Length 3-7/32"	1/0/10	.450	4.29 CD
316687-D	723010-7-2	9TPI, for general-purpose cutting in wood and plastic, length 3-7/32"	1/0/10	.450	2.99 CD
316695-D	723011-5-2	9TPI, for hardwoods, thick mild steel plate and tough plastics, length 3-7/32"	1/0/10	.450	4.29 CD
316709-D	723008-4-2	24TPI, for stainless steel and tough plastics, length 2-5/16"	1/0/10	.450	4.29 CD
316954-D	723023-8-2	8TPI, for fast cutting in wood, length 3-7/32"	1/0/10	.450	3.49 CD
316962-D	723024-6-2	8TPI, for fast cutting finish work in wood, length 3-7/32"	1/0/10	.450	4.79 CD
317586-D	723025-4-2	8TPI, for fast finish work, especially in plywood, length 3-7/32"	1/0/10	.450	5.29 CD
317977-D	792211-8-2	9TPI, for scroll cutting, length 3-7/32"	1/0/10	.450	2.79 CD
318248-D	792214-2-2	14TPI, for scroll cutting, length 3-7/32"	0/0/1	.450	4.29 CD
318337-D	792396-0-2	12TPI, for tough plastics and decorative veneer finishing, length 3-7/32"	1/0/10	.450	6.29 CD
318345-D	792395-2-2	15TPI, for decorative veneers, length 3-7/32"	1/0/10	.450	6.29 CD



Finishing Sander With Case - Powerful 1.6A motor operates at 14,000 OPM. Palm grip design for operator comfort. Compact and lightweight. All ball bearing construction. Comfortable clamp lever for easy installation of 1/4 sheets of sandpaper. Includes dust bag, 3 sanding sheets, punch plate, and plastic carrying case.



Product No.	Mfg. No.	Description	Order Mult.	Weight	Unit Cost
369632-A	BO4552KX	Finish Sander W/case	1/0/3	6.333	47.99 EA



5" Random Orbit Sander - Wide range of uses from aggressive stock removal to ultra fine finishes. Features eccentric orbit plus rotation which duplicates natural hand-sanding action. 12,000 OPM, 2A motor. Double insulated. Palm grip design. Dust collection through the pad with dust collection bag. Uses 8-hole quick changing hook and loop backed sandpaper with pre-punched holes. Includes 6 sanding discs, adjustable dust bag, and plastic case.



Product No.	Mfg. No.	Description	Order Mult.	Weight	Unit Cost
300195-A	B05010KX	2.0a Random Orbit Sander	1/0/3	2.600	59.99 EA



Belt Sander - 3" x 21". Heavy-duty. Double insulated. 7.8A high-torque motor. Ball and needle bearing construction. Externally accessible brushes. Fine adjust tracking and belt tension release lever. Lock-on switch. Standard equipment: Abrasive belt, dust bag.



Product No.	Mfg. No.	Description	Order Mult.	Weight	Unit Cost
307491-A	9903	3x21 Belt Sander	1/0/3	14.000	174.99 EA



3" x 24" Belt Sander - Highly efficient dust collector system. High power-to-weight ratio 8.8A, 9.9 lb. Belt speed 690 to 1440 ft./min. for fast stock removal. Auto-tracking belt system tracks belt without adjustment. Lever control for fast belt changes. Lock-on switch for continuous operation. Allows for flush sanding to tight corners. Double insulated. Dust bag included.



Product No.	Mfg. No.	Description	Order Mult.	Weight	Unit Cost
300799-A	9920	3x24 Belt Sander	1/0/3	13.000	194.99 EA



4" Disc Grinder With Case - High power-to-weight ratio; 6A; 3.3 lb. 11,000 RPM. Conveniently located thumb switch; overload protector helps prevent motor burnout. Double insulated threaded arbor. Includes (5) 4" grinding wheels, wrench, lock nut wrench, side handle, wheel guard, grip holder, inner flange, lock nut, and plastic carrying case.



Product No.	Mfg. No.	Description	Order Mult.	Weight	Unit Cost
371459-A	9553NBKX	4" Angle Grinder	1/0/3	6.000	54.99 EA



Grinding Wheel Lock Nut - For use with grinding wheels.



Product No.	Mfg. No.	Description	Order Mult.	Weight	Unit Cost
315060-D	224503-2	Fits model No. 9501B and 9514B	0/0/1	.059	4.99 EA
315230-D	224512-1	Fits model No. 9000BL, 9607BL, 9609B, and GA7911	0/0/1	.159	10.79 EA



Grinding Wheel - For metal polishing and general flat grinding. Aluminum oxide abrasive grains are evenly distributed to give smooth surface. 1 per card.



Product No.	Mfg. No.	Description	Order Mult.	Weight	Unit Cost
329576-D	741402-8-1	4" x 3/16" x 5/8", 24 grit	1/0/5	.500	3.99 EA
314633-D	741402-9-1	4" x 1/4" x 5/8", 24 grit	0/0/1	.280	3.99 EA
314625-D	741405-2-1	4" x 3/16" x 5/8", 36 grit	1/0/20	.218	3.99 EA
314641-D	741423-0-1	4-1/2" x 1/4" x 7/8", 24 grit	0/0/1	.069	6.99 EA
314684-D	741424-8-1	4-1/2" x 1/4" x 7/8", 36 grit	0/0/1	.184	6.99 EA
314854-D	741407-8-1	5" x 1/4" x 7/8", 24 grit	1/0/20	.366	5.29 EA
315044-D	741413-3	7" x 1/4" x 7/8", 24 grit	0/0/1	.828	8.99 EA



4" Grinding Wheel - For use with model No. 9514B and 9501BZ. For metal polishing and general flat grinding. Aluminum oxide abrasive grains are evenly distributed to give a smooth surface. Sold in a box of 5 only.



Product No.	Mfg. No.	Description	Order Mult.	Weight	Unit Cost
307300-D	741402-8	4x3/16 Grind Wheel	1/0/5	1.500	R 12.49 BX



Rubber Pad - For use with 4" abrasive discs. Fits model No. 9501BKW and 9514B.



Product No.	Mfg. No.	Description	Order Mult.	Weight	Unit Cost
344656-D	743009-6	4" Rubber Pad	0/0/1	.125	4.79 EA



4" Abrasive Disc - For sanding wood and metal surfaces. Aluminum oxide abrasive. 3 discs per package.



Product No.	Mfg. No.	Description	Order Mult.	Weight	Unit Cost
344540-D	742036-0-3	24 grit	1/0/10	.156	3.79 PKG
344567-D	742037-8-3	36 grit	1/0/10	.156	4.49 PKG
344575-D	742038-6-3	50 grit	1/0/10	.156	3.99 PKG
344583-D	742039-4-3	80 grit	1/0/10	.094	4.29 PKG
344591-D	742087-3-3	100 grit	1/0/10	.094	3.49 PKG
344605-D	742040-9-3	120 grit	1/0/10	.094	3.99 PKG




Lock Nut - For use with rubber pad and sanding disc. Fits model No. 9501BKW, 9501BZ, and 9514B.



Product No.	Mfg. No.	Description	Order Mult.	Weight	Unit Cost
344664-D	224501-6	Grinding Wheel Lock Nut	0/0/1	.053	7.29 EA



4" Multi Disc - For sanding and grinding metals, woods, plastics, and stainless steel. Sands flat, contoured, or curved surfaces. Aluminum oxide abrasive. Size: 4" x 9/16" x 5/8".



Product No.	Mfg. No.	Description	Order Mult.	Weight	Unit Cost
344613-D	741840-A	36 grit	1/0/6	.188	9.29 EA
344621-D	741841-A	60 grit	1/0/6	.188	9.29 EA



Lock Nut Wrench - Fits model No. 9501BKW, 9501BZ, and 9514B.



Product No.	Mfg. No.	Description	Order Mult.	Weight	Unit Cost
344672-D	782401-1	Lock Nut Wrench	0/0/1	.063	7.29 EA



Heat Gun - Professional quality. 1500 watts, 12.5A. Variable temperature control 250° F-1100° F. 2-speed blower, 8 or 14 C.F.M. Ceramic encapsulated heating element assures longer tool life. Weighs 1.3 lb.



Product No.	Mfg. No.	Description	Order Mult.	Weight	Unit Cost
339113-A	HG1100	1500w 12.5a Heat Gun	1/0/5	2.720	74.99 EA

metabo

Cordless Tools



BSZ 12
12V Drill/Driver



SSP 12
12V Impact Driver



BSZ 14.4
14.4V Drill/Driver



BSZ 18
18V Drill/Driver



Model #	BSZ 12	SSP 12	BSZ 14.4	BSZ 18
Order # w/AC30 Plus chgr. & 2 Li-Ion batts.	602161520	n/a	602162520	602163520
Order # w/AC30 chgr. & 2 NiCad batts.	602153520	602160420	602154520	602155520
Variospeed (V) electronics	●	●	●	●
2-speed gearbox	●		●	●
Quick-change chuck system	●	●	●	●
Planetary gearing	●	●	●	●
Electric brake	●	●	●	●
Reversing switch	●	●	●	●
On tool storage for screwdriver bits	●	●	●	●
Lithium Ion battery pack voltage/capacity	12V/2.2Ah	n/a	14.4V/2.2Ah	18V/2.2Ah
Battery pack voltage/capacity	12V/1.4Ah	12V/2.0Ah	14.4V/1.4Ah	18V/1.4Ah
Spindle Lock for ease of tightening chuck	●		●	●
Adjustable torque control	20 + drill	n/a	20 + drill	20 + drill
Tightening torque (inch lbs.)-				
Soft Case (continuous)	195	n/a	212	248
Hard Case (maximum)	460	885	487	549
Chuck Capacity	1/2"	1/4" Hex	1/2"	1/2"
Capacity				
- in mild steel	3/8"	n/a	1/2"	1/2"
- in softwood	1"	n/a	1 3/16"	1 3/16"
No-load speed (RPM)	0-400/0-1350	0-2500	0-400/0-1400	0-450/0-1450
Max. impacts/min.	n/a	0-3000	n/a	n/a
Spindle thread	1/2 x 20 UNF	n/a	1/2 x 20 UNF	1/2 x 20 UNF
Tool weight	4.4 lbs.	3.7 lbs.	4.6 lbs.	4.8 lbs.
Shipping weight (AC30 charger, 2 batteries)	10.4 lbs.	9.9 lbs.	10.9 lbs.	11.4 lbs.
Length	9"	6 1/2"	9"	9"
Carrying case	344452920 (standard)	344452950 (standard)	344452920 (standard)	344452930 (standard)
Standard Equipment:	Keyless chuck (301003030) 2-12V batteries (625486000)-Li-Ion (625473000)-NiCad	2-12V batteries (625474000)-NiCad	Keyless chuck (301003030) 2-14.4V batteries (625482000)-Li-Ion (625475000)-NiCad	Keyless chuck (301003030) 2-18V batteries (625484000)-Li-Ion (625477000)-NiCad

metabo

Cordless Tools



KSAP 18
Circular Saw



COMBO 2.1
18V Drill/Driver and Saw Combo Kit

Model #	KSAP 18
Order # w/AC30 charger and 1 battery	602428420
Aluminum die-cast gear housing	●
Rubber-coated on/off switch	●
Ergonomic handle with rubber coating	●
Single guided parallel fence	●
Cutting indicator	●
"AIR COOLED" battery pack	●
Battery pack voltage/capacity	18V/2.0Ah
Dust extraction outlet	●
Spindle lock	●
Saw blade diameter/arbor	6 1/2"/6 5/8"
Carbide-tipped saw blade teeth	18
Cutting depth 90°	2 1/8"
Cutting depth 45°	1 5/8"
Angle setting	0-47°
No-load speed (RPM)	2500
Tool weight	10.4 lbs.
Shipping weight (AC30 charger, 2 batteries)	15.4 lbs.
Length	14 1/2"
Standard Equipment:	1-18V battery (625478000) Saw blade (18 teeth) (344162850) Parallel fence (331050740)
Optional Equipment:	24 tooth carbide blade (623065000) 40 tooth carbide blade (623066000) Guide rail - 59" long (631250000) Splitter (339132090)

Model #	COMBO 2.1
Order #	685003420

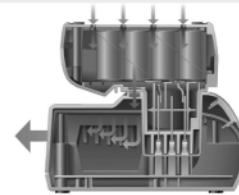
Includes BSZ 18, KSAP 18, AC30 charger and 2-18V NiCad Batteries (625478000)



Li-Power
Lithium Technology
Cordless Power Tools

**40% LESS BATTERY WEIGHT,
40% MORE PERFORMANCE.
100% LONGER LIFE.**

*vs. current leading battery technologies



AIR-COOLED TECHNOLOGY

A built-in fan draws cool air through the battery pack housing during charging. The result is 30% faster charging times and longer battery life.

POWER TOOLS

metabo

Rotary Hammer



BHE22
7/8" SDS Rotary Hammer



KHE-D28
1 1/8" SDS Rotary Hammer
w/Rotostop



KHE-D24
1" SDS Rotary Hammer
w/Rotostop



KHE54
1 9/16" Spline Drive Rotary Hammer
KHE55
1 9/16" SDS-Max Rotary Hammer



Model # Order #	BHE22 600242420	KHE-D24 600223420	KHE-D28 600224420	KHE54 (606061) KHE55 (600055)
Single blow energy (measured in joules)	1.8	0-2.2	0-2.5	1-9.0
Quick-change chuck system			●	
Suitable for light chiselling work	● (use w/631409000)	● 12 settings	● 12 settings	● 8 settings
Vibration damping construction				●
Percussion stop for drilling only operations	●	●	●	
Rotation stop		●	●	●
Aluminum die-cast gear housing	●	●	●	● (Magnesium)
Reversing facility	●	●	●	●
Metabo "CODE!" anti-theft system				●
Metabo slip clutch	●	●	●	●
Carbon brush wear indicator			●	
Auto-stop carbon brushes	●	●	●	●
Winding protection grid	●	●	●	●
Electronic speed stabilizer			●	●
Maximum Tightening Torque	97 inch lbs.	106 inch lbs.	177 inch lbs.	531 inch lbs.
Capacity				
- in concrete using solid bits	7/8"	1"	1 1/8"	1 9/16"
- in concrete using core bits	n/a	n/a	n/a	4"
- in mild steel	1/2"	1/2"	1/2"	n/a
- in softwood	1 3/16"	1 3/16"	1 9/16"	n/a
No-load speed (RPM)	0-1000	0-1000	0-1000	135-275
No-load blows per minute (BPM)	0-4600	0-4600	0-4600	1300-2600
Amps	5.2	5.6	8.2	9.6
Rated input watts	660	720	1010	1050
Tool weight	7.2 lbs.	7.4 lbs.	8.1 lbs.	16.9/14.9 lbs.

metabo

Grinders



W7-115
4 1/2" Angle Grinder

W7-115 Quick
4 1/2" Angle Grinder

WPS7-115 Quick
4 1/2" Angle Grinder

WE9-125 Quick
Electronic Variable Speed
4 1/2"/ 5" Angle Grinder



Model # Order #	W7-115 606204420	W7-115 Quick 600715420	WPS7-115 Quick 606208420	WE9-125 Quick 600925420
Long lasting motor	●	●	●	●
Quick wheel change system		●	●	●
Switch with lock on capability	●	●	●	●
Spindle lock	●	●	●	●
Low profile aluminum die-cast gear housing	●	●	●	●
Toolless guard adjustment	●	●	●	●
2-position side handle	●	●	●	●
Metabo slip clutch	●	●	●	●
Auto-stop carbon brushes	●	●	●	●
Winding protection grid	●	●	●	●
Maximum Torque	21 inch lbs.	21 inch lbs.	21 inch lbs.	22 inch lbs.
Maximum wheel diameter	4 1/2"	4 1/2"	4 1/2"	5"
No-load speed (RPM)	10000	10000	10000	3000-10000
Amps	8.0	8.0	8.0	7.5
Rated input watts	900	900	900	900
Arbor size	7/8"	7/8"	7/8"	7/8"
Spindle thread	5/8"-11	5/8"-11	5/8"-11	5/8"-11
Tool weight	4.8 lbs.	4.8 lbs.	5.0 lbs.	4.9 lbs.
Shipping weight	6.0 lbs.	6.0 lbs.	6.0 lbs.	6.2 lbs.
Length	11"	11"	12 1/2"	11"
Carrying case	656304000 or 625445000 (optional)	656304000 or 625445000 (optional)	625445000 (optional)	656304000 or 625445000 (optional)
Standard Equipment:	Side Handle (314000970) Wheel Guard (316035700) Inner Flange (341031290) Face Spanner (623934000) Outer Nut (341101480)	Side Handle (314000970) Wheel Guard (316035700) Inner Flange (341031290) Outer Nut (316023840)	Side Handle (314000970) Wheel Guard (316035700) Inner Flange (341031290) Outer Nut (316023840)	Side Handle (314000970) Wheel Guard (316035710) Inner Flange (341031290) Outer Nut (316023840)

metabo

Grinders



WEP14-150 Quick
Excalibur- Electronic 6"
Angle Grinder/Cut-off Machine

WE14-150 Quick
Excalibur- Electronic 6" Angle Grinder/
Cut-off Machine

W14-150 Ergo
6" Angle Grinder

W23-180
7" Angle Grinder
W23-230
9" Angle Grinder



Model #	WEP14-150 Quick	WE14-150 Quick	W14-150 Ergo	W23-180 (606410420)
Order #	n/a	601451420	606251420	W23-230 606415420
Order # with non-locking switch	601452420	US601451760	US606251760	n/a
Maximum grinding wheel diameter	6"	6"	6"	7"/9"
Current interruption protection	●	●		
Spindle lock	●	●	●	●
2-position side handle	●	●		
3-position side handle			●	●
3-position rear handle for cutting/grinding			●	●
Toolless guard adjustment	●	●	●	●
Electronic winding temperature monitor with LED display	●	●		
Winding Protection Grid	●	●	●	●
Safety lock to prevent the accidental switching on of the tool			●	●
Auto-stop carbon brushes	●	●	●	●
Electronic gentle start feature	●	●		
Electronic speed stabilizer	●	●		
Suitable for occasional DC use			●	●
Maximum Torque	31inch lbs.	31 inch lbs.	44 inch lbs.	124 inch lbs./150 inch lbs.
Maximum wheel diameter	6"	6"	6"	7"/9"
No-load speed (RPM)	9000	9000	9700	8500/6600
Amps	12.0	12.0	12.0	15.0
Rated input watts	1400	1400	1400	2300
Arbor size	7/8"	7/8"	7/8"	7/8"
Spindle thread	5/8"-11	5/8"-11	5/8"-11	5/8"-11
Tool weight	5.6 lbs.	5.6 lbs.	8.2 lbs.	13.3 lbs./13.6 lbs.
Shipping weight	7.0 lbs.	7.0 lbs.	10.2 lbs.	17 lbs. /17.3 lbs.
Length	12"	12"	16"	18"
Carrying case	656304000 (optional)	656304000 (optional)	623874000 (optional)	623874000 (optional)
Standard Equipment:	Side handle (314000970) Wheel guard (316035720) Inner flange (341031850) Outer nut (316023840) Type 1 Wheel Flange Kit (316037200)	Side handle (314000970) Wheel guard (316035720) Inner flange (341031850) Outer nut (316023840) Type 1 Wheel Flange Kit (316037200)	Side handle (314000970) Wheel guard (316035720) Inner flange (341031290) Outer nut (341101480) Face spanner (623934000)	Side handle (314000960) 7" Wheel guard (316025890) 9" Wheel guard (316025880)

metabo

Type 27 Depressed Center Grinding Wheels



Aluminum Oxide and Zirconia Alumina

Order #	Size	Spec.	Max. RPM	Pcs/Pkg
616735000	4 x 3/16 x 5/8	A 36 O	15,300	25
616339000	4 x 1/4 x 3/8	A 24 R	15,300	25
616330000	4 x 1/4 x 5/8	A 24 R	15,300	25
616791000	4 x 1/4 x 3/8	ZA 24 T	15,300	25
616797000	4 x 1/4 x 5/8	ZA 24 T	15,300	25
616307000	4-1/2 x 1/4 x 7/8	A 24 R	13,300	25
655307000	4-1/2 x 1/4 x 5/8-11	A 24 R	13,300	25
616785000	4-1/2 x 1/4 x 7/8	ZA 24 T	13,300	25
655785000	4-1/2 x 1/4 x 5/8-11	ZA 24 T	13,300	25
616739000	4-1/2 x 1/4 x 7/8	A 36 O	13,300	25
616308000	5 x 1/4 x 7/8	A 24 R	12,300	25
655308000	5 x 1/4 x 5/8-11	A 24 R	12,300	25
616786000	5 x 1/4 x 7/8	ZA 24 T	12,300	25
655786000	5 x 1/4 x 5/8-11	ZA 24 T	12,300	25
616747000	5 x 1/4 x 7/8	A 36 O	12,300	25
616319000	6 x 1/4 x 7/8	A 24 R	10,200	25
655319000	6 x 1/4 x 5/8-11	A 24 R	10,200	25
616787000	6 x 1/4 x 7/8	ZA 24 T	10,200	25
655787000	6 x 1/4 x 5/8-11	ZA 24 T	10,200	25
616604000	6 x 1/4 x 7/8	A 36 O	10,200	25
616782000	7 x 1/4 x 7/8	A 24 R	8,500	10
655782000	7 x 1/4 x 5/8-11	A 24 R	8,500	10
616788000	7 x 1/4 x 7/8	ZA 24 T	8,500	10
655788000	7 x 1/4 x 5/8-11	ZA 24 T	8,500	10
616610000	7 x 1/4 x 7/8	A 36 O	8,500	10
655610000	7 x 1/4 x 5/8-11	A 36 O	8,500	10
616784000	9 x 1/4 x 7/8	A 24 R	6,600	10
655784000	9 x 1/4 x 5/8-11	A 24 R	6,600	10
616789000	9 x 1/4 x 7/8	ZA 24 T	6,600	10
655789000	9 x 1/4 x 5/8-11	ZA 24 T	6,600	10
616622000	9 x 1/4 x 7/8	A 36 O	6,600	10
655622000	9 x 1/4 x 5/8-11	A 36 O	6,600	10

Type 27 Depressed Center Cutting Wheels



Aluminum Oxide - Steel & Stainless Steel

Order #	Size	Spec.	Max. RPM	Pcs/Pkg
616305000	4 x 3/32 x 5/8	A 30 R	19,000	25
616328000	4 x 3/32 x 3/8	A 30 R	19,000	25
616727000	4-1/2 x 3/32 x 7/8	A 30 R	13,300	25
655727000	4-1/2 x 3/32 x 5/8-11	A 30 R	13,300	25
616737000	4-1/2 x 3/32 x 7/8	A 30 P	13,300	25
616310000	5 x 3/32 x 7/8	A 30 R	12,300	25
655310000	5 x 3/32 x 5/8-11	A 30 R	12,300	25
616313000	6 x 1/8 x 7/8	A 30 R	10,200	25
616314000	6 x 1/8 x 7/8	A 30 P	10,200	25
616300000	7 x 1/8 x 7/8	A 30 R	8,500	10
655300000	7 x 1/8 x 5/8-11	A 30 R	8,500	10
616299000	7 x 1/8 x 7/8	A 30 P	8,500	10
655299000	7 x 1/8 x 5/8-11	A 30 P	8,500	10
616302000	9 x 1/8 x 7/8	A 30 R	6,600	10
655302000	9 x 1/8 x 5/8-11	A 30 R	6,600	10

Abrasives

Type 1 "SLICER" Cutting Wheels



Aluminum Oxide - SLICER Wheels - Steel & Stainless Steel - Small Grinders

Order #	Size	Spec.	Max. RPM	Pcs/Pkg
655316000	3 x .040 x 1/4	A 60 TZ	25,000	100
655317000	3 x .040 x 3/8	A 60 TZ	25,000	100
655318000	3 x 1/16 x 1/4	A 36 TZ	25,000	100
655358000	3 x 1/16 x 1/4	A 60 TZ	25,000	100
655320000	3 x 1/16 x 3/8	A 36 TZ	25,000	100
655321000	3 x 1/16 x 3/8	A 60 TZ	25,000	100
655322000	4 x .040 x 1/4	A 60 TZ	22,000	50
655323000	4 x .040 x 3/8	A 60 TZ	22,000	50
655324000	4 x .040 x 5/8	A 60 TZ	22,000	50
655325000	4 x 1/16 x 1/4	A 36 TZ	19,000	100
655326000	4 x 1/16 x 1/4	A 60 TZ	19,000	100
655327000	4 x 1/16 x 3/8	A 36 TZ	19,000	100
655328000	4 x 1/16 x 3/8	A 60 TZ	19,000	100
655329000	4 x 1/16 x 5/8	A 36 TZ	19,000	100
655330000	4 x 1/16 x 5/8	A 60 TZ	19,000	100
655331000	4-1/2 x .040 x 7/8	A 60 TZ	15,000	100
655332000	4-1/2 x 1/16 x 7/8	A 36 TZ	15,000	100
655333000	4-1/2 x 1/16 x 7/8	A 60 TZ	15,000	100
655334000	5 x .040 x 7/8	A 60 TZ	12,225	50
655335000	5 x 1/16 x 7/8	A 36 TZ	12,225	50
655336000	5 x 1/16 x 7/8	A 60 TZ	12,225	50
655999000	6 x .040 x 3/8	A 60 TZ	14,000	50
655338000	6 x .040 x 5/8	A 60 TZ	10,200	50
655339000	6 x .040 x 7/8	A 60 TZ	10,200	50
655342000	6 x 1/16 x 5/8	A 36 TZ	10,200	25
655343000	6 x 1/16 x 5/8	A 60 TZ	10,200	25
655344000	6 x 1/16 x 7/8	A 36 TZ	10,200	25
655345000	6 x 1/16 x 7/8	A 60 TZ	10,200	25

Type 1 "SLICER PLUS" High Performance Cutting Wheels



Aluminum Oxide - SLICER Wheels - Steel & Stainless Steel - Small Grinders

Order #	Size	Spec.	Max. RPM	Pcs/Pkg
655997000	4-1/2 x .045 x 7/8	A 60 TX	15,000	50
655998000	6 x .045 x 7/8	A 60 TX\	10,185	50

Type 1 Cut-Off Wheels - Chop Saws



Aluminum Oxide - Steel & Stainless Steel - Chop Saws

Order #	Size	Spec.	Max. RPM	Pcs/Pkg
616337000	12 x 3/32 x 1	A 30 R	5,100	10
616338000	14 x 3/32 x 1	A 30 R	4,300	10
616146000	14 x 3/32 x 1	A 30 S	4,300	10
616327000	14 x 7/64 x 1	A 30 R	4,300	10
616340000	14 x 3/32 x 1	A 24 M	4,300	10
616215000	16 x 3/32 x 1	A 24 M	3,820	10

POWER TOOLS

POWER TOOLS

DEWALT

DEWALT

9.6V Cordless Driver And Drill Kit - Variable speed reversing with 2 gear ranges, low 0-400 and high 0-1100 RPM. High-performance fan cooled motor. Highly efficient and durable transmission with 5 planetary gears. Electric brake. Adjustable clutch with 16 different torque settings. Heavy-duty pressure activated 3/8" keyless chuck. Mid-handle design. Includes 1 hour charger (model No. DW9118), 2 battery packs (model No. DW9062), screwdriver bit, and plastic carrying case.



Product No.	Mfg. No.	Description	Order Mult.	Weight	Unit Cost
366560-A	DC750KA	9.6v Drill Driver Kit	1/0/4	8.300	99.99 EA

DEWALT

12V Right Angle Drill Kit - VSR with 2 speed ranges, 0-400/1200 RPM. Large rubber trigger for comfortable use in tight areas. Durable, right angle transmission with sealed ball bearings and cut-steel gears. 3/8" keyless chuck. Includes 1 hour charger (model No. DW9107), 2 batteries (model No. 9072), and plastic case.



Product No.	Mfg. No.	Description	Order Mult.	Weight	Unit Cost
391123-A	DW965K-2	12v Right Angle Drill	0/0/1	8.000	189.99 KT

DEWALT

18V 3/8" Right Angle Drill - 2-speed ranges: 0-500 and 0-1500 RPM. 310 in./lb. of maximum torque for increased applications such as turning large bits and fasteners. Multigrip trigger for increased comfort and convenience allowing the user to get into tight spaces. Tool weight 4.7 lb. Kit includes 2 each 18V batteries, 1 hour charger, screwdriver bit, and kit box.



Product No.	Mfg. No.	Description	Order Mult.	Weight	Unit Cost
376531-A	DW960K-2	18v Right Angle Drill	1/0/2	14.200	229.99 EA

DEWALT

12V Cordless Driver And Drill Kit - Variable speed reversing with 3 gear ranges, low 0-450, medium 0-1400, high 0-1800 RPM. High-performance fan cooled motor with replaceable brushes. Anti-slip comfort-grip and improved balance for better control and less fatigue. Ratcheting chuck lock. Metal gear case and all metal transmission. 1/2" keyless chuck. Auto spindle lock. 400 in./lb. torque. Includes charger, 2 XRP™ battery packs, screwdriver bit, and plastic carrying case.



Product No.	Mfg. No.	Description	Order Mult.	Weight	Unit Cost
387657-A	DC940KA	12v Vsr Driver & Drill	0/0/1	8.750	169.99 KT

DEWALT

12V Cordless Drill And Driver Kit - Variable speed reversing drill with 2 gear ranges, low 0-400 and high 0-1400 RPM. High-performance fan cooled motor. Electric brake. Adjustable clutch torque control. Heavy-duty 3/8" ratcheting keyless chuck. Textured housing grip. 350 in./lb. torque. Kit includes 1 hour charger, 2 batteries, double-ended screwdriver bit, and a plastic carrying case.



Product No.	Mfg. No.	Description	Order Mult.	Weight	Unit Cost
353841-A	DC727KA	12v Vsr Driver & Drill	1/0/4	9.625	139.99 EA

DEWALT

14.4V Cordless Drill And Driver Kit - Variable speed reversing drill with 2 gear ranges, low 0-400 and high 0-1400 RPM. High-performance fan cooled motor. Electric brake. Adjustable clutch torque control. Heavy-duty 1/2" ratcheting keyless chuck. Textured housing grip. 400 in./lb. torque. Kit includes 1 hour charger, 2 batteries, double-ended screwdriver bit, and a plastic carrying case.



Product No.	Mfg. No.	Description	Order Mult.	Weight	Unit Cost
353868-A	DC728KA	14.4v Vsr Driver & Drill	1/0/4	11.750	179.99 EA

DEWALT

18V Cordless Drill And Driver Kit - Variable speed reversing drill with 2 gear ranges, low 0-400 and high 0-1500 RPM. High-performance fan cooled motor. Electric brake. Adjustable clutch torque control. Heavy-duty 1/2" ratcheting keyless chuck. Textured housing grip. 450 in./lb. torque. Kit includes 1 hour charger, 2 batteries, double-ended screwdriver, and a plastic carrying case.



Product No.	Mfg. No.	Description	Order Mult.	Weight	Unit Cost
353876-A	DC759LA	18v Vsr Driver & Drill	1/0/4	13.250	209.99 EA

DEWALT

14.4V Cordless Drill And Driver Kit - Variable speed reversing with 3 gear ranges, low 0-450, medium 0-1400, and high 0-1800 RPM. High-performance fan cooled motor with replaceable brushes. Anti-slip comfort-grip and improved balance for better control and less fatigue. Ratcheting chuck lock. Metal gear case and all metal transmission. 1/2" keyless chuck. Auto spindle lock. 450 in./lb. torque. Includes charger, 2 XRP™ battery packs, screwdriver bit, and plastic carrying case.



Product No.	Mfg. No.	Description	Order Mult.	Weight	Unit Cost
345571-A	DC930KA	14.4v Vsr Driver & Drill	0/0/1	13.125	209.99 EA

DEWALT

18V Cordless Driver And Drill Kit - Variable speed reversing with 3 gear ranges, low 0-450, medium 0-1400, and high 0-2000 RPM. High-performance fan cooled motor with replaceable brushes. Anti-slip comfort-grip and improved balance for better control and less fatigue. Ratcheting chuck lock. Metal gear case and all metal transmission. 1/2" keyless chuck. Auto spindle lock. 500 in./lb. torque. Includes charger, 2 XRP™ battery packs, screwdriver bit, and plastic carrying case.



Product No.	Mfg. No.	Description	Order Mult.	Weight	Unit Cost
387118-A	DC920KA	18v Vsr Driver & Drill	0/0/1	17.000	279.99 EA

DEWALT

18V Cordless Hammer Drill Driver and Drill Kit - Variable speed reversing with 3 gear ranges, low 0-450, medium 0-1400, and high 0-2000 RPM. 34,000 BPM high-performance fan cooled motor with replaceable brushes. Anti-slip comfort-grip and improved balance for better control and less fatigue. Ratcheting chuck lock. Metal gear case and all metal transmission. 1/2" keyless chuck. Auto spindle lock. 500 in./lb. torque. Includes charger, 2 XRP™ battery packs, screwdriver bit, and plastic carrying case.



Product No.	Mfg. No.	Description	Order Mult.	Weight	Unit Cost
391131-A	DC925KA	18v Hammer Drill	0/0/1	13.250	299.99 KT

DEWALT

12V Cordless Impact Driver - Variable speed reversing. 0-2400 RPM. 1/4" hex drive. 1000 in./lb. of tightening torque. Compact size and weight allows access into tighter areas and reduces user fatigue. Durable magnesium gear case and all-metal transmission for extended durability. Heavy-duty impacting mechanism directs torque to fastener limiting torque reaction felt on the wrist. Kit includes 1 hour charger, 2 each 12V XRP™ batteries, and kit box.



Product No.	Mfg. No.	Description	Order Mult.	Weight	Unit Cost
326097-A	DW052K-2	12v Impact Driver	0/0/1	10.500	199.99 EA

DEWALT

14.4V Cordless Impact Driver - Variable speed reversing. 0-2400 RPM. 1/4" hex drive. 1150 in./lb. of tightening torque. Compact size and weight allows access into tighter areas and reduces user fatigue. Durable magnesium gear case and all-metal transmission for extended durability. Heavy-duty impacting mechanism directs torque to fastener limiting torque reaction felt on the wrist. Kit includes 1 hour charger, 2 each 14.4V XRP™ batteries, and kit box.



Product No.	Mfg. No.	Description	Order Mult.	Weight	Unit Cost
326119-A	DW054K-2	14.4v Impact Driver	0/0/1	10.680	229.99 EA

DEWALT

18V Cordless Impact Driver - Variable speed reversing. 0-2400 RPM. 1/4" hex drive. 1170 in./lb. of tightening torque. Compact size and weight allow access into tighter areas and reduce user fatigue. Durable magnesium gear case and all-metal transmission for extended durability. Heavy-duty impacting mechanism directs torque to fastener limiting, torque reaction felt on the wrist. Kit includes 1 hour charger, 2 each 18V XRP™ batteries, and kit box.



Product No.	Mfg. No.	Description	Order Mult.	Weight	Unit Cost
360678-A	DW056K-2	18v Impact Driver	0/0/1	12.200	279.99 EA

DEWALT

18V Cordless High Torque Impact Wrench - Variable speed reversing. 0-1650 RPM/0-2600 BPM. 1/2" square drive with detent pin retention. 3600 in./lb. (300 ft./lb.) of maximum torque. Ideal for driving and removing fasteners in wood, metal, or concrete, and removing and fastening nuts and bolts. Durable magnesium gear case and all-metal transmission for extended durability. Heavy-duty impacting mechanism directs torque to fastener limiting, torque reaction felt on the wrist. Kit includes 1 hour charger, 2 each 18V XRP™ batteries, and kit box. Weight 7.5 lb.



Product No.	Mfg. No.	Description	Order Mult.	Weight	Unit Cost
319471-A	DW059K-2	18v Impact Wrench	0/0/1	14.700	299.99 EA

DEWALT

14.4V Cordless 5-3/8" Trim Saw - Heavy-duty model cuts 2X materials in single pass. 3000 RPM for faster cutting. Blade located on left side for better visibility. Fan cooled motor with replaceable brushes. Bevel cutting up to 50°. Cutting capacity: 1-1/2" at 90°, 1-1/8" at 45°. Cordless trim saw, blade, XRP™ battery (model No. DW9091), charger (model No. DW9107), and carrying case.



Product No.	Mfg. No.	Description	Order Mult.	Weight	Unit Cost
367850-A	DW935K	14.4v Circular Saw	0/0/1	18.125	174.99 KT

DEWALT

18V Cordless 6-1/2" Heavy-Duty Circular Saw Kit - 6-1/2" blade cuts 2X materials at 45° in a single pass. 3700 RPM for fast cuts and rip cuts. Left side blade provides maximum visibility of cut line. 50° bevel provides additional capacity for specialty applications. High-performance motor with fan cooling delivers maximum power and durability. Spindle lock for easy blade change. Replaceable brushes for longer motor life. Rip fence adds accuracy and consistency to the cut line. Includes kit box, 1 hour charger, XRP™ battery pack, 16 tooth carbide blade, and rip fence.



Product No.	Mfg. No.	Description	Order Mult.	Weight	Unit Cost
374164-A	DC390K	18v Circular Saw Kit	0/0/1	21.000	199.99 EA

Black & Decker/DWLT

5-3/8" Cordless Trim Saw Blade - Thin kerf blade for use with DeWalt cordless trim saw. 10mm arbor. Carded.



Product No.	Mfg. No.	Description	Order Mult.	Weight	Unit Cost
374520-C	DW9053	78T steel	1/0/5	.044	9.79 EA
374539-C	DW9055	16T carbide	1/0/5	.052	13.49 EA
367885-C	DW9054	24T carbide	1/0/3	.072	16.49 EA
374512-C	DW9052	30T carbide	1/0/5	.072	19.49 EA

DEWALT

14.4V Cordless Reciprocating Saw - Variable speed control (0-2700 SPM) and 7/8" stroke for fast cutting. Electric brake for longer blade life. High-performance, fan-cooled motor with replaceable brushes. Reversible blade clamp. Open shoe for maximum visibility. Anti-slip comfort-grip. Includes 2 blades, XRP™ battery (model No. DW9091), 1 hour charger (model No. DW9107), and plastic carrying case.



Product No.	Mfg. No.	Description	Order Mult.	Weight	Unit Cost
376124-A	DW937K	14.4v Reciprocating Saw	0/0/1	11.500	184.99 EA

DEWALT

18V Cordless Reciprocating Saw - Variable speed control (0-2800 SPM) and 1" stroke for fast cutting. Electric brake for longer blade life. High-performance, fan-cooled motor with replaceable brushes. Keyless reversible blade clamp. Open shoe for maximum visibility. Anti-slip comfort-grip. Includes 1 blade, XRP™ battery, 1 hour charger, and plastic carrying case.



Product No.	Mfg. No.	Description	Order Mult.	Weight	Unit Cost
376132-A	DC385K	18v Reciprocating Saw	0/0/1	12.000	199.99 EA

DEWALT

18V Cordless Drill And Trim Saw Kit - Model No. DC987 drill/driver VSR with 500 in./lb. maximum torque, 3 gear ranges and all metal transmission 0-450/1400/2000 RPM. Adjustable clutch, electric brake, and 1/2" keyless chuck. Model No. DC390 6-1/2" trim saw. Includes plastic case, 1 hour charger, and 2 XRP™ batteries.



Product No.	Mfg. No.	Description	Order Mult.	Weight	Unit Cost
345679-A	DC2PAKSA	18v Drill & Saw Kit	0/0/1	22.000	369.99 EA

DEWALT

18V Drill, Saw, And Floodlight Combo Kit - Kit includes 5 popular Dewalt cordless 18V tools plus 2 XRP™ batteries and 1 hour charger. Tools included: Model No. DC988 XRP™ 1/2" hammer drill/driver, model No. DW390 6-1/2" circular saw, model No. DC385 reciprocating saw, model No. DW933 jig saw (accepts both T-shank and universal blades), model No. DW919 flexible floodlight, 1 hour charger, (2) 18V XRP™ batteries. Kit also includes: 1-double ended screwdriver bit, 16-tooth carbide tipped circular saw blade, circular saw rip fence, reciprocating saw blade, jig saw blade, and heavy-duty kit box.



Product No.	Mfg. No.	Description	Order Mult.	Weight	Unit Cost
361070-A	DC5PAKA	18v Drill/saw/floodlight	0/0/1	44.500	629.99 KT

DEWALT

18V Cordless Drill And Reciprocating Saw Kit - Model No. DC987 drill/driver, VSR with 500 in./lb. torque, 3 gear ranges with all metal transmission 0-450/1400/2000 RPM. Adjustable clutch, electric brake, and 1/2" keyless chuck. Model No. DC385 reciprocating saw with keyless blade change. Includes plastic case, 1 hour charger, 2 XRP™ batteries.



Product No.	Mfg. No.	Description	Order Mult.	Weight	Unit Cost
380822-A	DC2PAKCA	18v Drill & Saw Kit	0/0/1	21.000	369.99 KT

DEWALT

18V Drill, Saw, And Floodlight Combo Kit - Kit includes: 6 Dewalt cordless 18V plus 2 XRP™ batteries, and 1 hour charger. Tools included: Model No. DC988 XRP™ 1/2" hammerdrill/driver, model No. DC390 6-1/2" circular saw, model No. DC385 reciprocating saw, model No. DW056 impact driver, model No. DC410 cut-off tool, and model No. DW919 flexible floodlight. Kit also includes: 1 double ended screwdriver bit, 16T carbide tipped circular saw blade, circular saw rip fence, reciprocating saw blade, 2 cut-off wheels, and heavy-duty nylon contractor bag.



Product No.	Mfg. No.	Description	Order Mult.	Weight	Unit Cost
324599-A	DC6PAKIA	6pc 18v Combo Kit	1/0/8	45.000	649.99 KT

DEWALT

POWER TOOLS

DEWALT

AC/DC Worksite Radio Charger - Heavy-duty worksite AM/FM radio doubles as a 1 hour charger for Dewalt batteries from 7.2V to 18V while radio plays. Radio can be powered by a single Dewalt battery from 7.2V to 18V if electricity is not available. Radio features a digital tuner with LCD display, built-in clock, and 8 station memory presets. Auxiliary port for CD player, high-impact roll cage, steel speaker grills, flexible antenna, and weather-resistant body. Battery not included.



Product No.	Mfg. No.	Description	Order Mult.	Weight	Unit Cost
300383-A	DC011	Radio Charger	1/0/6	16.300	139.99 EA

DEWALT

14.4V Flexible Floodlight - Up to 3 hours of continuous run time. Flexible neck for hands-free operation. Spare bulb inside lens cover. Battery (model No. DW9091) and charger (model No. DW9108) available separately. Comes with xenon bulb.



Product No.	Mfg. No.	Description	Order Mult.	Weight	Unit Cost
332437-A	DW918	14.4v Floodlight	1/0/6	.188	39.99 EA

DEWALT

18V Flexible Floodlight - Up to 3 hours of continuous run time. Flexible neck for hands-free operation. Spare bulb inside lens cover. Battery (model No. DW9096 and DW9098) and charger (model No. DW9108) available separately. Comes with xenon bulb.



Product No.	Mfg. No.	Description	Order Mult.	Weight	Unit Cost
301191-A	DW919	18v Floodlight	1/0/6	1.125	39.99 EA

DEWALT

Battery Pack - Standard battery packs for use in Dewalt cordless tools.



Product No.	Mfg. No.	Description	Order Mult.	Weight	Unit Cost
334731-B	DW9048	9.6V for model No. DW943K and DW944K	1/0/10	1.250	57.99 EA
350192-A	DW9050	12V for model No. DW945K, DW946K, and DW950K	1/0/10	1.250	62.99 EA

DEWALT

9.6V XRP™ Battery - Extended run time battery gives 25% longer run time. 9.6V for model No. DW926K-2, DW961K-2, DW962K-2, DW964K-2, and DW967K.



Product No.	Mfg. No.	Description	Order Mult.	Weight	Unit Cost
367044-A	DW9061	9.6v Xr Battery	1/0/10	1.250	41.99 EA

DEWALT

12V XRP™ Battery Pack - High capacity 12V NiCd XRP™ battery has 40% more run time than standard batteries. Powers entire Dewalt line of 12V tools except Univolt tools.



Product No.	Mfg. No.	Description	Order Mult.	Weight	Unit Cost
367052-A	DC9071	12v Xrp Battery Pack	1/0/10	1.520	59.99 EA

POWER TOOLS

DEWALT

14.4V XRP™ Battery Pack - High capacity 14.4V NiCd XRP™ battery has 40% more run time than standard batteries. Powers entire Dewalt line of 14.4V tools.



Product No.	Mfg. No.	Description	Order Mult.	Weight	Unit Cost
367060-A	DC9091	14.4v Xrp Battery Pack	1/0/10	1.750	67.99 EA

DEWALT

18V XRP™ Battery Pack - High capacity 18V NiCd XRP™ battery has 40% more run time than standard batteries. Powers entire Dewalt line of 18V tools.



Product No.	Mfg. No.	Description	Order Mult.	Weight	Unit Cost
368504-A	DC9096	18v Xrp Battery Pack	1/0/5	2.200	89.99 EA

DEWALT

1 Hour Charger With Tune-up™ Mode - Patented Tune-up™ mode gives up to 20% longer cycle life and more consistent run time with each charge. 3-stage charging process optimizes battery performance. Maintenance charge keeps battery fully charged and ready to use. Charges 9.6V to 18V batteries in 1 hour or less. 2.0A, AC only.



Product No.	Mfg. No.	Description	Order Mult.	Weight	Unit Cost
366587-B	DW9116	1 Hour Battery Charger	1/0/5	1.000	59.99 EA

DEWALT

Vehicle Charger - Plugs into cigarette lighter of vehicle to charge the following Dewalt batteries from 7.2V to 18V in 1 hour; model No. DW9057, DW9061, DW9062, DW9071, DW9072, DW9091, DW9094, DW9095, DW9096, and DW9098.



Product No.	Mfg. No.	Description	Order Mult.	Weight	Unit Cost
317071-A	DW9109	Vehicle Battery Charger	1/0/5	1.500	72.99 EA

DEWALT

15 Minute Quick Charger - Charges Dewalt® batteries up to 18V. Patented 3-stage charging process optimizes battery performance and life. 120V, AC only, 3A.



Product No.	Mfg. No.	Description	Order Mult.	Weight	Unit Cost
367397-A	DW9117	15 Min Battery Charger	1/0/4	2.750	114.99 EA

DEWALT

1 Hour Dual Port Battery Charger - Charges all Dewalt® 7.2V - 18V batteries (except Univolt batteries). Charges 2 batteries in less than 1 hour. Diagnostics with LED indicator. 2.0A, AC only.



Product No.	Mfg. No.	Description	Order Mult.	Weight	Unit Cost
314715-A	DW9216	Dual Battery Charger	1/0/4	2.000	84.99 EA

DEWALT

36V Battery Charger - 1 hour battery charger for DeWALT 36V batteries. Battery fuel gauge indicates how much charge is in the battery. 3-stage charging system provides maximum run time and extends overall life of the battery.



Product No.	Mfg. No.	Description	Order Mult.	Weight	Unit Cost
313011-A	DC9000	36v Battery Charger	0/0/1	2.125	89.99 EA

DEWALT

36V Battery Pack - 36V battery pack. DeWALT exclusive nano-phosphate lithium ion cells provide high power for corded performance. Delivers 2 to 3 times more run time versus 18V. Lightweight battery - 2.4 lb., same weight as an 18V battery. No memory effect and little self-discharge for more productivity and less downtime.



Product No.	Mfg. No.	Description	Order Mult.	Weight	Unit Cost
313020-A	DC9360	36v Battery Pack	1/0/5	.500	169.99 EA

DEWALT

36V Cordless Floodlight - Cordless 36V worklight. Flex-neck design with lockable head clips allows for hands-free use and versatility to stand or hang the light. 8 hours of run time on 1 charge. Battery not included.



Product No.	Mfg. No.	Description	Order Mult.	Weight	Unit Cost
312968-A	DC509	36v Flashlight	0/0/1	1.500	49.99 EA

DEWALT

36V Cordless Reciprocating Saw - 36V variable speed 0 to 3000 SPM. 1-1/8" stroke length. 4-position keyless blade clamp allows quick blade change, flush cutting, and versatility. Antislip comfort grip for better control. 3-position adjustable shoe for adjusting depth of cut and extends blade life. High-power, high-efficiency motor with electric brake. 8.4 lb. DeWALT exclusive nano-phosphate lithium ion cells provide high power for corded performance. Delivers 2 to 3 times more run time versus 18V. Lightweight battery - 2.4 lb., same weight as an 18V battery. No memory effect and little self-discharge for more productivity and less downtime. Kit includes: 1 hour charger, 2 each 36V batteries, reciprocating saw blade, and carrying case.



Product No.	Mfg. No.	Description	Order Mult.	Weight	Unit Cost
312843-A	DC305K	36v Reciprocating Saw	0/0/1	15.600	379.99 EA

DEWALT

36V Cordless 7-1/4" Circular Saw - 36V, 7-1/4" cordless circular saw. 4000 RPM. High-strength magnesium shoe and upper guard provides increased durability. High-efficiency motor with electric brake. 0 to 50 bevel capacity with lever-action detents at 22.5 and 45 for aggressive bevel cuts. All-metal keyless blade change system for quick and easy blade changes. DeWALT exclusive nano-phosphate lithium ion cells provide high power for corded performance. Delivers 2 to 3 times more run time versus 18V. Lightweight battery - 2.4 lb., same weight as an 18V battery. No memory effect and little self-discharge for more productivity and less downtime. Kit includes: 1 hour charger, 2 each 36V batteries, 7-1/4" blade, and carrying case.



Product No.	Mfg. No.	Description	Order Mult.	Weight	Unit Cost
312819-A	DC300K	36v Circular Saw	0/0/1	18.550	379.99 EA

DEWALT

36V Cordless Hammerdrill - 36V variable speed reversing hammerdrill with 3 speed all-metal transmission (0 to 400, 0 to 1200, and 0 to 1600 RPM) and (0 to 6800, 0 to 20,7200, and 0 to 27,000 BPM). 1/2" self-tightening chuck tightens throughout operation. Antislip comfort grip provides increased comfort and control. DeWALT exclusive nano-phosphate lithium ion cells provide high power for corded performance. Delivers 2 to 3 times more run time versus 18V. Lightweight battery - 2.4 lb., same weight as an 18V battery. No memory effect and little self-discharge for more productivity and less downtime. Kit includes: 1 hour charger, 2 each 36V batteries, side handle, and carrying case.



Product No.	Mfg. No.	Description	Order Mult.	Weight	Unit Cost
312995-A	DC900KL	36v Hammer Drill	0/0/1	16.600	449.99 EA

DEWALT

36V Cordless Impact Wrench - 36V variable speed reversing. All-metal transmission 0 to 1400 RPM/0 to 2500 BPM). 1/2" square drive with detent pin retention. Rocker switch design for fast and easy forward and reverse. All-metal anvil for durability and prevents shearing. 325 ft./lb. of maximum torque. Ideal for driving and removing fasteners in wood, metal, or concrete, and removing and fastening nuts and bolts. DeWALT exclusive nano-phosphate lithium ion cells provide high power for corded performance. Delivers 2 to 3 times more run time versus 18V. Lightweight battery - 2.4 lb., same weight as an 18V battery. No memory effect and little self-discharge for more productivity and less downtime. Kit includes: 1 hour charger, 2 each 36V batteries, and carrying case.



Product No.	Mfg. No.	Description	Order Mult.	Weight	Unit Cost
312977-A	DC800KL	36v Impact Wrench	0/0/1	17.250	499.99 EA

DEWALT

36V Cordless 4-Piece Combo Kit - Kit includes: (4) 36V cordless tools plus 2 batteries and 1 hour charger. Tools include: Work light (model No. DC509), 1/2" hammerdrill (model No. DC900), reciprocating saw (model No. DC305), and 7-1/4" circular saw (model No. DC300). DeWALT exclusive nano-phosphate lithium ion cells provide high-power for corded performance; delivers 2 to 3 times more run time versus 18V. Lightweight battery - 2.4 lb., same weight as an 18V battery. No memory effect and little self-discharge for more productivity and less downtime. Kit includes: 1 hour charger, 2 each 36V batteries, Phillips bits, rip fence, circular saw blade, reciprocating saw blade, and carrying case.



Product No.	Mfg. No.	Description	Order Mult.	Weight	Unit Cost
312754-A	DCX6401	36v 4 Tool Combo Kit	0/0/1	36.150	799.99 EA

POWER TOOLS

DEWALT

1/2" VSR Drill - Ball and roller bearing construction. Heavy-duty keyed chuck. Metal gear housing. 360° rotational side handle. 2 finger soft-grip trigger switch. 3 wire grounded plug rubber cord. Helical cut steel, heat-treated gears. 7.8A, 0-850 RPM.



Product No.	Mfg. No.	Description	Order Mult.	Weight	Unit Cost
393525-A	DW235G	1/2" Drill	1/0/5	4.100	109.99 EA

DEWALT

1/2" Heavy-Duty VSR Drill - Ball and roller bearing construction. Metal gear housing. Soft-grip handle and 2-finger trigger switch. Heavy-duty keyless chuck with spindle lock. 360° rotational side handle. Rubber cord. 7.8A, 0-850 RPM. Includes plastic case.



Product No.	Mfg. No.	Description	Order Mult.	Weight	Unit Cost
378925-A	DW236K	1/2" Drill	0/0/1	5.300	139.99 EA

DEWALT

1/2" Heavy-Duty Spade Handle Drill - Ball and roller bearing construction. Triple gear reduction. Machined steel chuck. Die-cast aluminum motor and gear housing. AC/DC rocker switch. Multi-position rear spade handle. 3-position side handle. 8' rubber cord. 9A, 550 RPM. Includes side handle, chuck key and holder.



Product No.	Mfg. No.	Description	Order Mult.	Weight	Unit Cost
314404-A	DW130V	1/2" Spade Handle Drill	0/0/1	8.875	169.99 EA

DEWALT

3/8" Right Angle Drill - Ball and roller bearing construction. Double gear reduction. Paddle switch. Ideal for close quarter operation. Measures 4" from tip of chuck to widest portion of drill. 8' rubber cord. 3.2A, 1200 RPM. Includes chuck key and holder.



Product No.	Mfg. No.	Description	Order Mult.	Weight	Unit Cost
360813-A	DW160V	3/8" Right Angle Drill	1/0/4	4.250	149.99 EA

DEWALT

1/2" Right Angle Drill Kit - Ball and roller bearing construction. Triple gear reduction. Machined steel chuck. Die-cast aluminum gear and right angle head housing. 5-position side handle. 3 speed, 600 RPM straight-line drilling, 400 or 900 RPM with right angle head. Reversible. 8' rubber cord. 7A motor. Includes chuck key and carrying case.



Product No.	Mfg. No.	Description	Order Mult.	Weight	Unit Cost
349070-A	DW120K	1/2" Right Angle Drill	0/0/1	17.880	244.99 EA

DEWALT

1/2" Hammer Drill Kit - VSR with high/low switch 0-1100/0-2700 RAM and 0-19,000/0-46,000 blows per minute. Hammer lock-off mode. 360° rotational side handle and depth rod included. 2 finger rubber trigger. 7.2A motor. Includes side handle depth rod, and kit box.



Product No.	Mfg. No.	Description	Order Mult.	Weight	Unit Cost
300578-A	DW505K	1/2" Hammer Drill	0/0/1	6.400	134.99 EA

DEWALT

1/2" Hammer Drill - 0-2700 RPM. 0-46,000 blows per minute. Hammer lock-off mode. 360° rotational side handle and depth rod included. 2 finger rubber trigger. Ergonomic design. 6.7A motor.



Product No.	Mfg. No.	Description	Order Mult.	Weight	Unit Cost
394114-A	DW511	1/2" Hammer Drill	0/0/1	5.300	109.99 EA

DEWALT

1/2" Hammer Drill - Variable speed reversing with 2 gear ranges, 0-1050/0-2400 RPM and 0-17800/0-41000 blows per minute. Maximum concrete capacity 5/8". Hammer lock-off mode. Built-in clutch. Rubber grip. Ball and roller bearing construction. 360° rotational side handle. 8' rubber cord. 8.2A motor. Includes depth rod, chuck key, and carrying case.



Product No.	Mfg. No.	Description	Order Mult.	Weight	Unit Cost
385069-A	DW515K	1/2" Hammer Drill	0/0/1	10.200	174.99 EA

DEWALT

POWER TOOLS

DEWALT

1" SDS Rotary Hammer Drill - Variable speed reversing, pistol grip, 3 mode hammer drill. 7.5A motor. 0 to 1100 and 0 to 800 RPM. Fully sealed gearbox engineered for long life by keeping grease in and dust out. Hard-hitting electro-pneumatic hammer mechanism for fast and efficient penetration with less noise and vibration. Chipping (hammer only) mode allows user to perform light chipping applications such as removal of mortar splatter. D-handle grip configuration for optimal control overhead. Compact size for easy access into tight spaces. Rotation-only mode for wood and metal drilling (using SDS-to-round shank adapter). Reverse feature assists in removal of Tapcon™ type fasteners. Factory-set clutch reduces sudden, high-torque reactions if bit jams. 360° side handle is easily adjustable for user preference or use in tight spaces. Concrete drilling up to 1". Wood/steel drilling up to 1.5/.5". Tool length: 14.6". Tool weight: 5.7 lb. Kit includes: 360° side handle, depth rod, and heavy-duty kit box.



Product No.	Mfg. No.	Description	Order Mult.	Weight	Unit Cost
324054-A	D25103K	1" Sds Hammer Drill	0/0/1	11.900	209.99 EA

DEWALT

1" SDS Rotary Hammer Drill - Variable speed reversing, 3 mode hammer drill designed for increased durability and fewer moving parts. 7.5A motor. 0-1100 and 0-800 RPM. Fully sealed gearbox engineered for long life by keeping grease in and dust out. Hard-hitting electro-pneumatic hammer mechanism for fast and efficient penetration with less noise and vibration. Chipping (hammer only) mode allows user to perform light chipping applications such as removal of mortar splatter. D-handle grip configuration for optimal control overhead. Compact size for easy access into tight spaces. Rotation-only mode for wood and metal drilling (using SDS-to-round shank adapter). Reverse feature assists in removal of Tapcon™ type fasteners. Factory-set clutch reduces sudden, high-torque reactions if bit jams. 360° side handle is easily adjustable for user preference or use in tight spaces. Concrete drilling up to 1". Wood/steel drilling up to 1.5/.5". Tool length: 14.6". Tool weight: 6.1 lb. Kit includes: 360° side handle, depth rod, and heavy-duty kit box.



Product No.	Mfg. No.	Description	Order Mult.	Weight	Unit Cost
361399-A	D25203K	1" Vsr Hammer Drill	0/0/1	11.880	229.99 EA

DEWALT

Heavy-Duty Drywall Screwdriver - Variable speed reversing, 0-5300 RPM. 2 finger soft grip trigger switch. Ball bearing construction. Tough 1-piece set and forget nosepiece. Quiet clutch convenient belt clip. 6A motor. Screwdriver, bit tip holder, and 1 bit tip included.



Product No.	Mfg. No.	Description	Order Mult.	Weight	Unit Cost
334804-A	DW255	6a Drywall Screwdriver	1/0/5	4.150	79.99 EA

DEWALT

Heavy-Duty VSR Drywall Screwdriver - 6.3A, 0-4000 RPM. Metal gear housing for increased durability. Depth-sensitive nose piece for consistent fastener depth. Rubber-grip 2 finger trigger for increased comfort. Fastens drywall and wire lath to 20 to 25-gauge metal and wood studs. Fastens 2 to 25-gauge studs to track.



Product No.	Mfg. No.	Description	Order Mult.	Weight	Unit Cost
334820-A	DW272	6.3a Drywall Screwdriver	0/0/1	4.150	99.99 EA

DEWALT

Heavy-Duty Deck Screwdriver - Variable speed reversing, 0-2500 RPM. For deck building and commercial drywall applications. Ball bearing construction. Tough 1-piece set and forget nosepiece. Convenient belt clip. 6.2A motor.



Product No.	Mfg. No.	Description	Order Mult.	Weight	Unit Cost
334812-A	DW257	6.2a Deck Screwdriver	0/0/1	4.150	89.99 EA

DEWALT

18V Cordless Screwdriver - Dual speed ranges 0-900/0-2900 RPM, high speed for drywall, low speed for decking applications. Depth sensitive Set and Forget nosepiece for consistent fastener depth. Fan cooled motor for additional power and durability. 180 in/lb. torque. 1/4" hex drive. Weight: 5.1 lb. Includes: 1 hour charger, two 18V XRP™ batteries, screwdriver bit, 2 nosepieces, (drywall and TEKS®), and case.



Product No.	Mfg. No.	Description	Order Mult.	Weight	Unit Cost
317133-A	DC520KA	18v Screwdriver	0/0/1	12.250	244.99 EA

DEWALT

1/2" Heavy-Duty Impact Wrench - Ball bearing construction. AC/DC rocker switch. Die-cast aluminum gear housing. Detent-pin anvil for secure socket retention. 345 ft./lb. maximum torque in both forward and reverse. 2700 impacts per minute. 8' rubber cord. 7.5A, 2100 RPM.



Product No.	Mfg. No.	Description	Order Mult.	Weight	Unit Cost
345996-A	DW292	1/2" Impact Wrench	0/0/1	9.500	169.99 EA

POWER TOOLS

We will gladly special order any items you require, and we can ship most non-stocked items next day!

DEWALT

18V Cordless Impact Wrench - Variable speed reversing. 0-2400 RPM/0-3400BPM. 1/2" square drive with detent pin retention. 1650 in./lb. (138 ft./lb.) of maximum torque for many fastening applications. Compact size and weight allow access into tighter areas and reduce user fatigue. Durable magnesium gear case and all-metal transmission for extended durability. Heavy-duty impacting mechanism directs torque to fastener limiting, torque reaction felt on the wrist. Kit includes 1 hour charger, 2 each 18V XRP™ batteries, and kit box. Weight 4.9 lb.



Product No.	Mfg. No.	Description	Order Mult.	Weight	Unit Cost
314699-A	DW057K-2	18v Impact Wrench	0/0/1	12.200	279.99 EA

Black & Decker

7-1/4" Circular Saw With Laser Guide - 12A motor. 5000 RPM. Laser guide for cutting guidance and additional accuracy. Laser guide includes protractor and square. Roller bearing construction for longer life. Ergonomic design with textured front and rear handles for improved control. Convenient on board wrench storage. 45° bevel and calibrated depth of cut strap allow multiple cutting angels and ease of cuts. Includes: Laser, protractor, steel blade, and wrench.



Product No.	Mfg. No.	Description	Order Mult.	Weight	Unit Cost
324615-A	CS1000L	7-1/4" Circular W/laser	0/0/1	14.400	62.99 EA

DEWALT

7-1/4" Heavy-Duty Circular Saw With Case - 15A. High-strength, low friction, ribbed aluminum shoe helps reduce tool weight to just 9.5 lb. Ball and roller bearing construction with steel helical gears. Top mounted spindle lock for quick and easy blade changes. Bevel cutting up to 56°. AC/DC switch. 10' rubber cord. Cutting capacity: 2-7/16" at 90°, 1-7/8" at 45°. Includes 24 tooth carbide tipped blade, blade wrench, and plastic carrying case.



Product No.	Mfg. No.	Description	Order Mult.	Weight	Unit Cost
373095-A	DW368K	7-1/4" 15a Circular Saw	1/0/2	12.000	129.99 EA

DEWALT

8-1/4" Heavy-Duty Circular Saw - Ball and roller bearing construction with steel helical gears. Aluminum shoe. Top mounted spindle lock for quick and easy blade changes. Rear pivot depth of cut adjustable for better control. Bevel cutting up to 50°. AC/DC switch. Electric brake. 10' rubber cord. Cutting capacity. 2-15/16" at 90°, 2-1/4" at 45°. 15A, 5800 RPM. Includes 20 tooth carbide tipped blade, and blade wrench.



Product No.	Mfg. No.	Description	Order Mult.	Weight	Unit Cost
360864-A	DW384	8-1/4" 15a Circular Saw	0/0/1	16.160	199.99 EA

DEWALT

7-1/4" Circular Saw Kit - 15A. 56° beveling capacity. Composite shoe. Electric brake. Magnesium blade guard. Ergonomic comfortable kit includes angled blade wrench, carbide blade, and plastic case. Tool weight: 9.8 lb.



Product No.	Mfg. No.	Description	Order Mult.	Weight	Unit Cost
398543-A	DW369CSK	7-1/4" 15a Circular Saw	0/0/1	16.250	139.99 EA

DEWALT

7-1/4" Framing Circular Saw - Heavy-duty, high-torque design combines the best of conventional circular saw and worm-drive saw. Ball and roller bearing construction. Cast-aluminum shoe. Integrated sawhook to hang tool on rafters/trusses. 50° bevel capacity. Cutting capacity 2-3/8" at 90°, 1-3/4" at 50°, 1-29/32" at 45°. 15A. 4600 RPM. Includes 20 tooth carbide blade, and blade wrench.



Product No.	Mfg. No.	Description	Order Mult.	Weight	Unit Cost
384127-A	DW378G	7-1/4"frame Circular Saw	0/0/1	16.000	149.99 EA

DEWALT

Rip Fence - Eliminates repeated measuring and marking on rip work. For use with all DeWalt circular saws. Overall length: 12-1/4".



Product No.	Mfg. No.	Description	Order Mult.	Weight	Unit Cost
365742-B	DW3278	Rip Fence	1/0/5	.626	14.99 EA

DEWALT

Heavy-Duty Variable Speed Jigsaw Kit - 500-3100 SPM. Ball and roller bearing construction. Tool-free blade change and shoe bevel. 4-position orbital action. Low vibration. Precise cuts with minimal blade deflection. Accepts universal and T-shank blades. Dust blow off. 6.5A. 1" blade stroke. Kit contains blades and plastic carrying case.



Product No.	Mfg. No.	Description	Order Mult.	Weight	Unit Cost
332402-A	DW331K	500-3100spm Vs Jigsaw	0/0/1	7.700	169.99 KT

DEWALT

DEWALT

18V Cordless Jigsaw Kit - 0-3000 SPM. Tool-free blade change and shoe bevel at 0°, 15°, 30°, and 45°. Keyless blade change system accepts universal and t-shank blades. 4-position orbital action. Low vibration. Precise cuts with minimal blade deflection. Dust blow off. 1" blade stroke. Tool weight 7.5 lb. Kit includes: 1 hour charger, 18V XRP™ battery, jig saw blades, and heavy-duty kit box.



Product No.	Mfg. No.	Description	Order Mult.	Weight	Unit Cost
361305-A	DC330K	18v Cordless Jigsaw	0/0/1	11.450	249.99 EA

DEWALT

Variable Speed Reciprocating Saw - 10.0A motor. 0-2700 SPM. 1-1/8" stroke length. Multiposition blade clamp for flush cutting and cutting in tight areas. Keyless blade change. Compact and lightweight. Ball and roller bearing construction. 8' rubber cord. Includes carrying case.



Product No.	Mfg. No.	Description	Order Mult.	Weight	Unit Cost
333867-A	DW304PK	10a Reciprocating Saw	1/0/3	12.750	109.99 EA

DEWALT

Variable Speed Reciprocating Saw Kit - Features orbital action keyless blade. Push-button adjustable shoe. Counter balance for reduced vibration. Variable speed control dial. 0-2700 SPM. Rubber grip. Ball and roller bearing construction. 1-1/8" stroke length. 8' rubber cord. 13A motor. Tool weight: 8.4 lb. Includes carrying case.



Product No.	Mfg. No.	Description	Order Mult.	Weight	Unit Cost
384119-A	DW311K	13.0a Reciprocating Saw	0/0/1	13.150	169.99 EA

DEWALT

Miter Saw Dust Bag - Reduces amount of sawdust discharged into work area. For use with all Dewalt® miter saws.



Product No.	Mfg. No.	Description	Order Mult.	Weight	Unit Cost
353965-C	DW7053	Miter Saw Dust Bag	1/0/5	.088	14.99 EA

POWER TOOLS

DEWALT

8-1/2" Sliding Compound Miter Saw - Heavy-duty 15A, 5400 RPM motor. Ball bearing construction. Cuts 3-1/2" crown molding nested and 3-1/4" base molding vertical. Bevel stops at 33.85°, 3°, and 48°. 1 positive stop and adjustable detent. Tall sliding fence supports tall material. Cam-action miter lock for quick miters. Weighs 40 lb. Includes carbide-tipped blade.



Product No.	Mfg. No.	Description	Order Mult.	Weight	Unit Cost
329975-A	DW712	8-1/2" Miter Saw	0/0/1	48.000	399.99 EA

DEWALT

12" Compound Miter Saw - Heavy-duty 15A, 4000 RPM motor. Ball bearing construction. Stainless steel miter scale plate with 11 positive stops. 4 hardened steel positive bevel stops at 0, 33.9, 45, and 48. Cam lock miter hand with detent override, for quick and accurate miter angles. Tall sliding fence for tall materials. Miters 50 left and 50 right. Capacity: Vertical up to 6-1/2" baseboard (at 45 miter); 5-1/4" crown molding (vertically nested); horizontal: 2x8 stock (at 90 crosscut), 2 x 6 stock (at 45 miter); bevel capacity 0-48 left and 0-3 right. Electric brake. Spindle lock. Automatically retracting lower guard. 5/8" or 1" arbor. Tool weight 42 lb. Includes carbide tipped blade, wrench, dust bag, and extension kit.



Product No.	Mfg. No.	Description	Order Mult.	Weight	Unit Cost
333810-A	DW715	12" Compound Miter Saw	0/0/1	53.000	329.99 EA

DEWALT

14" Chop Saw - Ball and roller bearing construction. Screw clamping system with quick release vise. 45° pivoting fence for miter cuts, requires no wrench to change. Spindle lock for fast wheel changes. Cutting capacity. 5" pipe, 2-9/16" bar. AC/DC operation. 8' rubber cord. 5.3 HP, 15A, 3800 RPM. Includes 14" abrasive wheel and wrench. Blades should be rated for a minimum of 4100 RPM. **NOTE:** 12" and 14" metal and masonry cutting wheels are located in the circular saw blade section of the catalog.



Product No.	Mfg. No.	Description	Order Mult.	Weight	Unit Cost
300667-A	DW871	14" Chop Saw	0/0/1	47.000	209.99 EA

DEWALT

14" Chop Saw - Ball and roller bearing construction. Screw clamping system with quick release vise. Pivoting fence for miter cuts, requires no wrench to change. Spindle lock for fast wheel changes. Cutting capacity, 4" pipe, 2-1/2" bar. 12V AC/DC operation. 8' rubber cord. 4 HP, 15A, 3800 RPM. Includes 14" abrasive wheel and wrench.
NOTE: 12" and 14" metal and masonry cutting wheels are located in the circular saw blade section of the catalog.



Product No.	Mfg. No.	Description	Order Mult.	Weight	Unit Cost
394106-A	D28700	14" Chop Saw	1/0/10	42.250	179.99 EA

DEWALT

10" Table Saw With Stand - High torque 15A, 120V direct drive universal motor, 3650 RPM. Smooth die-cast aluminum table with durable, no-mar coating. Telescoping, rack and pinion fence assures accurate cuts and extends to 24-1/2". Blade wrench and miter gauge storage on board. Built in carrying handles. Includes 24-tooth carbide-tipped blade.



Product No.	Mfg. No.	Description	Order Mult.	Weight	Unit Cost
374873-A	DW744S	10" Table Saw	0/0/1	70.000	509.99 EA

DEWALT

20" Scroll Saw - Variable speed (400-1750 SPM), heavy-duty permanent magnet 1.3A motor. Double parallel link arm design provides extremely low noise and vibration. Tool-free blade changes. Front-mounted controls. Oversized 16" x 20" tear drop shaped cast-iron table bevels 45° left and right. Flexible, multi-position dust blower. Ratcheting blade tension lever up front. Stroke length: 3/4". 2" thickness capacity. Weight: 56 lb.



Product No.	Mfg. No.	Description	Order Mult.	Weight	Unit Cost
374903-A	DW788	20" Vs Scroll Stand	0/0/1	75.000	449.99 EA

DEWALT

Scroll Saw Stand - 3-leg all metal stand has adjustable rear leg to allow unit to tilt. For use with DeWalt model No. DW788 scroll saw.



Product No.	Mfg. No.	Description	Order Mult.	Weight	Unit Cost
377619-A	DW7880	Scroll Saw Stand	0/0/1	22.000	74.99 EA

DEWALT

12-1/2" Portable Planer - For squaring up rough lumber, reducing board size, and smoothing surfaces. 4-column design with head lock along with large infeed/outfeed tables (32-3/4") minimize snipe. Turret depth stop for accurate and repeatable cuts. Calibrated depth adjustment crank. Magnified depth scale for easy reading. Material removal scale indicates amount of material to be removed. Planes up to 12-1/2" wide and 1/8" deep in single pass. Accepts 1/8" through 6" thick stock. Feed rate: 26 FPM. 15A, 10,000 RPM. Weight: 80 lb.



Product No.	Mfg. No.	Description	Order Mult.	Weight	Unit Cost
374881-A	DW734	12-1/2" Planer	0/0/1	75.000	399.99 EA

DEWALT

12-1/2" Planer Knife - M2 laminated high-speed steel blade set. For use with DeWalt model No. DW734 planer. 3 knives per pack.



Product No.	Mfg. No.	Description	Order Mult.	Weight	Unit Cost
334212-B	DW7342	12-1/2" Planer Knives	0/0/1	1.000	57.99 EA

DEWALT

13" Portable Planer - For squaring up rough lumber, reducing board size, and smoothing surfaces. 3 knife cutter-head. 2-speed gear box to change feed speed to optimize cuts per inch at 96 or 179 CPI. Fan-assisted chip ejection vacuums chips off of the cutter-head and exhausts them out of the machine. 19-3/4" cast aluminum base. Automatic carriage lock reduces the movement that causes snipe without the need for manual engagement by the user. Accepts 1/8" thru 6" thick stock. 15A, 10,000 RPM. Weight: 92 lb.



Product No.	Mfg. No.	Description	Order Mult.	Weight	Unit Cost
300178-A	DW735	13" Planer	0/0/1	100.000	549.99 EA

DEWALT

Planer Knives - M2 laminated high-speed steel blade set. For use with DeWalt model No. DW733 planer.



Product No.	Mfg. No.	Description	Order Mult.	Weight	Unit Cost
377546-B	DW7332	Dw733 Planer Knives	1/0/30	.750	49.99 SET

DEWALT

13" Planer Knives - M2 laminated high-speed steel blade set. For use with DeWalt model No. DW735 planer. 3 knives per pack.



Product No.	Mfg. No.	Description	Order Mult.	Weight	Unit Cost
318301-B	DW7352	13" Planer Knives	0/0/1	.033	55.99 PK

DEWALT

POWER TOOLS

DEWALT

Planer Dust Hood - For use with dust collection system. Also includes adaptor for use with shop vacuum. For use with DeWalt model No. DW733 planer.



Product No.	Mfg. No.	Description	Order Mult.	Weight	Unit Cost
377554-B	DW7331	Dust Hood	0/0/1	4.000	32.99 EA

DEWALT

1/4 Sheet Palm Grip Sander - Sealed ball bearing construction. Through-the-pad dust collection system with zipperless dust bag. Counter-balanced, low vibration design. 8' rubber cord. 2A, 13,500 OPM. Includes sandpaper punch and dust bag.



Product No.	Mfg. No.	Description	Order Mult.	Weight	Unit Cost
391050-A	D26441	1/4sh Palm Grip Sander	1/0/4	3.600	49.99 EA

DEWALT

1/4 Sheet Palm Grip Sander - Sealed ball bearing construction. Through-the-pad dust collection system with zipperless dust bag. Counter-balanced, low vibration design. 8' rubber cord. 2A, 13,500 OPM. Includes plastic carry case, sandpaper punch, and dust bag.



Product No.	Mfg. No.	Description	Order Mult.	Weight	Unit Cost
320076-A	D26441K	1/4 Sheet Palm Sander	1/0/4	5.750	49.99 EA

DEWALT

5" Random Orbit Sander - Wide range of uses from aggressive stock removal to ultra fine, swirl free finishes. Controlled Finishing System™ maintains pad speed and minimizes gouging during start-up. Dual counterbalanced low vibration design. Ball bearing construction. Through-the-pad dust collection. Uses 8-hole hook and loop sanding discs. 10' rubber cord. 3A, 12,000 OPM. Includes dust bag with vacuum adaptor and kit box.



Product No.	Mfg. No.	Description	Order Mult.	Weight	Unit Cost
366641-A	D26451K	5"3a Random Orbit Sander	1/0/4	4.000	74.99 EA

DEWALT

3" x 21" Heavy-Duty Belt Sander - Ball and roller bearing construction. Efficient dust collection system. Micro fine adjustment for belt tracking. 10' rubber cord. 8A, 850 SFPM. Includes dust bag and 1 medium grit belt.



Product No.	Mfg. No.	Description	Order Mult.	Weight	Unit Cost
360899-A	DW432	3x21 Belt Sander	0/0/1	9.500	179.99 EA

DEWALT

1-3/4 HP Router - Ball and roller bearing construction. Precision rack and pinion depth adjustment. Longer length collet system for better holding power and less run-out. 1/2" collet capacity. 8' rubber cord. 11A, 24,500 RPM. Includes 1/4" and 1/2" collet.



Product No.	Mfg. No.	Description	Order Mult.	Weight	Unit Cost
347075-A	DW616	1-3/4hp Router	0/0/1	7.500	159.99 EA

DEWALT

2 HP Heavy-Duty VS Plunge Router - Ball bearing construction. Microfine depth adjustment. Variable speed control with soft start provides constant speed under load. Built-in dust collection through the plunge column. Spindle lock. 8000 to 22,000 RPM. 8' rubber cord. Includes 1/4" and 1/2" collet, vacuum adaptor, and template guide bushing adaptor.



Product No.	Mfg. No.	Description	Order Mult.	Weight	Unit Cost
334839-A	DW621	2hp Plunge Router	0/0/1	12.600	229.99 EA

DEWALT

3 HP VS Plunge Router - Ball bearing construction. 0-2-7/16" plunge stroke with presetting of 3 plunge depths. Rack and pinion depth adjuster with magnified scale. Micro fine depth adjuster. Variable speed with electronic feedback circuitry that maintains constant speed under load and provides a soft start. Longer length collet system for better holding power and less run out. 1/2" collet capacity. Spindle lock. 10' rubber cord. 15A, 8000 to 22,000 RPM. Includes 1/4" and 1/2" collets, template guide bushing adapter, and 2 wrenches.



Product No.	Mfg. No.	Description	Order Mult.	Weight	Unit Cost
360929-A	DW625	3hp Plunge Router	0/0/1	16.500	259.99 EA

POWER TOOLS

DEWALT

Heavy-Duty 18-Gauge Shear - 5.0A, all ball-bearing motor. Head swivels 360° for cutting convenience. Cuts 7/32" strip which continuously curls out of cutting area for clear line of sight. Variable speed permits cutting of a wide variety of thickness. Strokes/min 0-2500 SPM. Cuts radius of 5-1/2" and larger. Capacity (mild steel) 18-gauge. Capacity (stainless steel) 20-gauge. Weight: 5.0 lb.



Product No.	Mfg. No.	Description	Order Mult.	Weight	Unit Cost
361704-A	DW890	18ga Shear	0/0/1	4.700	189.99 EA

DEWALT

Plate Joiner Kit - For precision woodworking and furniture making. Rack and pinion fence height adjustment. Integral fence tilts 0-90°. Die-cast head is spring-loaded with adjustable depth stops. Retractable steel anti-slip pins. All ball bearing construction. 6.5A, 10,000 RPM. Includes 6 tooth carbide blade, dust bag, wrench, and carrying case.



Product No.	Mfg. No.	Description	Order Mult.	Weight	Unit Cost
353906-A	DW682K	6.5a Plate Joiner	0/0/1	14.100	189.99 KT

Black & Decker/DWLT

Carbide Plate Joiner Blade - 4", 6T for model No. DW682K.



Product No.	Mfg. No.	Description	Order Mult.	Weight	Unit Cost
343846-C	DW6805	4" 6t Planer Blade	1/0/15	.210	52.99 EA

DEWALT

4-1/2" Angle Grinder - Ball and roller bearing construction. Metal gear housing. 3-position side handle, mounts on either side or top of grinder. Spindle lock for easy wheel changes, 5/8"-11 spindle size. Paddle switch for comfortable operation. 10A, 11,000 RPM. Includes side handle, 4-1/2" x 3/16" depressed center wheel guard assembly, backing flange, clamp nut, spanner wrench, and plastic storage case.



Product No.	Mfg. No.	Description	Order Mult.	Weight	Unit Cost
301892-A	D28402K	4-1/2" Angle Grinder	1/0/4	6.300	89.99 EA

DEWALT

7" Angle Grinder - Ball and roller bearing construction. 3 position side handle, mounts on either side or top of grinder. Keyless adjustable guard. Spindle lock for easy wheel changes. 5/8"-11 spindle size. Paddle switch for comfortable operation. 4 HP motor. AC/DC operation. 8' rubber cord. 15A, 8000 RPM. Includes side handle, 7" metal grinding wheel, metal guard, flange washer, clamp nut, and spanner wrench.



Product No.	Mfg. No.	Description	Order Mult.	Weight	Unit Cost
331325-A	D28474W	7" Angle Grinder	1/0/2	17.000	149.99 EA

Black & Decker/DWLT

49-Piece Drill And Drive Bit Set - 49-piece contractor pack includes 15-piece rapid load set, 21-piece screwdriver set, and 13 black oxide-coated drill bit set. 3 heavy-duty plastic storage cases.



Product No.	Mfg. No.	Description	Order Mult.	Weight	Unit Cost
314579-C	DW1163P3	49pc Contractor Set	1/0/24	.104	24.99 EA

Black & Decker/DWLT

BiMetal Deep Cut Hole Saw - High-speed steel cutting edge welded to alloy steel body. Cuts material up to 1-3/4" deep. Will cut through a 2x4. Use for cutting in aluminum, brass, bronze, copper, plastic, stainless steel, wood, and other compositions. Sizes from 3/4" to 6". Carded.



Product No.	Mfg. No.	Description	Order Mult.	Weight	Unit Cost
312517-C	D186012	3/4"	1/0/3	.067	6.29 CD
312533-C	D186014	7/8"	1/0/3	.107	6.29 CD
312614-C	D186018	1-1/8"	1/0/3	.173	6.79 CD
312622-C	D186020	1-1/4"	1/0/3	.203	6.79 CD
312657-C	D186022	1-3/8"	1/0/3	.237	7.29 CD
312681-C	D186024	1-1/2"	1/0/3	.250	7.29 CD
312746-C	D186028	1-3/4"	1/0/3	.250	8.79 CD
312789-C	D186032	2"	1/0/3	.280	8.79 CD
312967-C	D186034	2-1/8"	1/0/3	.310	10.79 CD
323608-C	D186036	2-1/4"	1/0/3	.350	10.79 CD
325228-C	D186038	2-3/8"	1/0/3	.350	10.79 CD
314226-C	D186040	2-1/2"	1/0/3	.320	11.79 CD
325341-C	D186044	2-3/4"	1/0/3	.440	11.79 CD
314242-C	D186048	3"	1/0/3	.500	11.99 CD
325368-C	D186056	3-1/2"	1/0/3	.670	14.49 CD
314358-C	D186058	3-5/8"	1/0/3	.550	16.79 CD
306412-C	D186062	3-7/8", Available Only At Woodburn, Mesquite	1/0/3	1.033	17.99 EA
325511-C	D186064	4"	1/0/3	.850	17.99 CD
314412-C	D186066	4-1/8"	1/0/3	.800	19.99 CD
325864-C	D186068	4-1/4"	1/0/3	.930	25.99 CD
325872-C	D186072	4-1/2"	1/0/3	1.030	35.99 CD
325945-C	D180080	5"	1/0/3	1.250	46.49 CD
306449-C	D180088	5-1/2", Available Only At Woodburn, Mesquite	1/0/3	1.630	52.99 EA
325953-C	D180096	6"	1/0/3	1.750	64.99 CD

Black & Decker/DWLT

Metal Cutting Jigsaw Blade - T-Shank. High carbon steel features reinforced teeth for longer life. Side chip path of teeth removes debris for better finish.



Product No.	Mfg. No.	Description	Order Mult.	Weight	Unit Cost
338303-C	DW3770-5	3" long, 14TPI, thick metal, 1-1/4" to 3/8", 5 blades per package	1/0/5	.088	11.79 PK
385409-C	DW3774-5	3" long, 18TPI medium metal, 3/16" to 1/4" steel, 5 blades per package	1/0/5	.088	11.79 CD
385417-C	DW3776-5	3" long, 24TPI thin metal 1/8" to 3/16" steel, 5 blades per package	1/0/5	.088	11.79 CD
338354-C	DW3778-5	3" long, 36TPI, sheet metal, 5 blades per package	1/0/5	.088	11.79 PK
338052-C	DW3755H	4" long, 8TPI, metal/plastic, 3 blades per package	1/0/5	.088	9.79 PK

Black & Decker/DWLT

Wood Cutting Cobalt Jigsaw Blade - Stronger, thicker body design of cobalt steel reduces blade breakage. Exclusive curved tooth design provides highest quality cuts and lasts up to 10 times longer than conventional jigsaw blades. Universal shank.



Product No.	Mfg. No.	Description	Order Mult.	Weight	Unit Cost
322679-C	DW3700-5	6TPI, 4" long, fast cut/rough finish, wood up to 2-3/8", 5 blades per package	1/0/5	.062	12.49 CD
322695-C	DW3703-5	6TPI, 4" long, fast cut/clean finish, wood up to 2-3/8", 5 blades per package	1/0/5	.062	12.79 CD
324329-C	DW3710-5	10TPI, 4" long, smooth finish, in fine wood up to 2-3/8", 5 blades per package	1/0/5	.062	12.79 CD

Black & Decker/DWLT

High Carbon Steel Jigsaw Blade - Stronger, thicker body design reduces blade breakage. Lasts longer than regular carbon steel blades. Side chip path removes debris for superior finish. Reinforced tooth design provides increased cutting contact for precision cuts and longer life. Universal shank.

Product No.	Mfg. No.	Description	Order Mult.	Weight	Unit Cost
397490-C	DW3715H	12TPI, 3" long, wood trim cutting blade, 5 blades per pack	1/0/5	.088	9.79 EA
371394-C	DW3700H	6TPI, 4" long, very fast/rough wood cutting, 5 blades per pack	1/0/5	.088	9.79 EA
397482-C	DW3703H	6TPI, 4", fast/rough wood cutting blade	1/0/5	.088	9.79 EA
371386-C	DW3705H	8TPI, 4" long, fast/clean wood cutting, 5 blades per pack	1/0/5	.088	10.49 EA
371211-C	DW3710H	10TPI, 4" long, fine/smooth wood cutting, 5 blades per pack	1/0/5	.088	9.79 EA
371203-C	DW3712H	10TPI, 4" long, down-cutting, laminate cutting, 5 blades per pack	1/0/5	.088	9.79 EA

Black & Decker/DWLT

Plastic Cutting Cobalt Jigsaw Blade - Stronger, thicker body design of cobalt steel reduces blade breakage. Exclusive curved tooth design provides highest quality cuts and lasts up to 10 times longer than conventional jigsaw blades. Universal shank. 8TPI, 4" long, curved cuts in fiberglass and plastic to 1", 5 blades per card.



Product No.	Mfg. No.	Description	Order Mult.	Weight	Unit Cost
322709-C	DW3705-5	8t Curved Jigsaw Blade	1/0/5	.062	12.49 CD

Black & Decker/DWLT

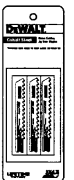
Downcut Cobalt Jigsaw Blade - Cuts on downstroke to reduce surface splintering and chipping. Provides fine finish cuts in countertops, laminates, veneers, and other fine woods to 2-3/8". 10TPI, 4" long. Stronger, thicker body design of cobalt steel reduces blade breakage. Exclusive curved tooth design provides highest quality cuts and lasts up to 10 times longer than conventional woodcutting jigsaw blades. Universal shank. 5 blades per card.



Product No.	Mfg. No.	Description	Order Mult.	Weight	Unit Cost
324450-C	DW3712-5	5pk 4" 10t Jigsaw Blade	1/0/5	.062	12.49 CD

Black & Decker/DWLT

Metal Cutting Cobalt Jigsaw Blade - Stronger, thicker body design of cobalt steel reduces blade breakage. Exclusive curved tooth design provides highest quality cuts and lasts up to 3 times longer than conventional jigsaw blades. Universal shank.



Product No.	Mfg. No.	Description	Order Mult.	Weight	Unit Cost
324728-C	DW3720-5	14TPI, 3" long, cuts 1/4" to 3/8" steel, 1/8" to 3/16" copper, aluminum, and brass, 5 blades per card	1/0/5	.062	9.79 CD
324752-C	DW3724-5	18TPI, 3" long, cuts 3/16" to 1/4" steel, under 1/8" copper, aluminum, and brass, 5 blades per card	1/0/5	.062	9.79 CD
324760-C	DW3726-5	24TPI, 3" long, cuts thin metals, copper, aluminum, and brass, 5 blades per pack	1/0/5	.062	9.79 CD
324779-C	DW3728-5	36TPI, 3" long, cuts sheet metal less than 1/8", 5 blades per card	1/0/5	.062	9.79 CD

Some products shown may need to be special ordered for your convenience!

POWER TOOLS

POWER TOOLS

BLACK & DECKER

Black & Decker/DWLT

Metal Depressed-Center Grinding Wheel - For use on angle grinders. Industrial grade, aluminum oxide grinding wheel for heavy-duty cutting, grinding, and material removal applications. Double reinforced for increased life and faster cuts. Ideal for low angle and vertical grinding. A24R grit. Bulk.



Product No.	Mfg. No.	Description	Order Mult.	Weight	Unit Cost
310859-D	DW4418	4" x 1/8", 5/8" arbor, 13,500 RPM	1/0/25	.150	1.99 EA
310832-D	DW4419	4" x 1/4", 5/8" arbor, 13,500 RPM	1/0/25	.280	1.99 EA
354546-D	DW4518	4-1/2" x 1/8", 7/8" arbor, 12,000 RPM	1/0/25	.200	1.99 EA
354538-D	DW4514	4-1/2" x 1/4", 7/8" arbor, 12,000 RPM	1/0/25	.360	1.99 EA
375918-D	DW4522	4-1/2" x 1/8" with 5/8-11" arbor, 12,000 RPM	1/0/10	.600	3.29 EA
374792-D	DW4523	4-1/2" x 1/4" with 5/8-11" arbor, 12,000 RPM	1/0/10	.536	3.29 EA
310891-D	DW4999	7" x 1/4", 5/8-11" arbor, 8500 RPM, hub style	1/0/10	1.245	5.29 EA
310913-D	DW4954	9" x 1/4", 5/8-11" arbor, 6600 RPM, hub style	1/0/10	1.793	6.79 EA

Black & Decker/DWLT

Masonry Depressed-Center Grinding Wheel - For use on angle grinders. Industrial grade silicon carbide grinding wheel for heavy-duty cutting, grinding, and other masonry removal operations. Double reinforced for increased life and faster cuts. Ideal for low angle and vertical grinding. C24R grit.



Product No.	Mfg. No.	Description	Order Mult.	Weight	Unit Cost
338451-D	DW4428	4" x 1/8", 5/8" arbor, 13,500 RPM, bulk	1/0/25	.151	1.99 EA
310840-D	DW4429	4" x 1/4", 5/8" arbor, 13,500 RPM, bulk	1/0/25	.229	2.29 EA
354562-D	DW4528	4-1/2" x 1/8", 7/8" arbor, 12,000 RPM, bulk	1/0/25	.200	1.99 EA
354554-D	DW4524	4-1/2" x 1/4", 7/8" arbor, 12,000 RPM, bulk	1/0/25	.360	1.99 EA

Black & Decker/DWLT

Fiber Resin Disc - Heavy-duty aluminum oxide resin fiber discs. Ideal for light removal, surface cleaning, finishing, and general-purpose sanding. 7/8" arbor. Bulk.



Product No.	Mfg. No.	Description	Order Mult.	Weight	Unit Cost
354619-D	DW4532	4-1/2" x 7/8", 24 grit, 13,300 RPM, bulk	1/0/25	.062	1.79 EA
354635-D	DW4533	4-1/2" x 7/8", 36 grit, 13,300 RPM, bulk	1/0/25	.062	1.79 EA
354570-D	DW4534	4-1/2" x 7/8", 24 grit, 13,300 RPM, 5 per card	1/0/5	1.400	7.29 CD

Continued Next Column

Continued From Previous Column

Product No.	Mfg. No.	Description	Order Mult.	Weight	Unit Cost
354589-D	DW4535	4-1/2" x 7/8", 36 grit, 13,300 RPM, 5 per card	1/0/5	1.400	7.29 CD
354643-D	DW4536	4-1/2" x 7/8", 60 grit, 13,300 RPM, bulk	1/0/25	.062	1.79 EA
354597-D	DW4537	4-1/2" x 7/8", 60 grit, 5 per card	1/0/5	1.400	6.79 CD
354651-D	DW4538	4-1/2" x 7/8", 80 grit, bulk	1/0/25	.062	1.79 EA
354600-D	DW4539	4-1/2" x 7/8", 80 grit, 5 per card	1/0/5	1.400	6.49 CD

Black & Decker/DWLT

4-1/2" Rubber Backing Pad - Steel reinforced. For use with 4" and 4-1/2" grinders. 5/8-11 locking nut. Maximum speed 10,000 RPM.



Product No.	Mfg. No.	Description	Order Mult.	Weight	Unit Cost
354724-C	DW4945	4-1/2" rubber Backing Pad	1/0/5	.376	11.79 CD

Black & Decker/DWLT

Back Flange - 4-1/2". Carded.



Product No.	Mfg. No.	Description	Order Mult.	Weight	Unit Cost
339962-C	DW4706	4-1/2" Back Flange	1/0/5	.080	2.99 EA

Black & Decker/DWLT

Knotted Cup Brush - Use on angel grinder for fast removal of heavy rust corrosion and spatter. Use to clean weld beads, angle weld, and corners in tight places. For roughening, deburring, and surface cleaning prior to welding. Wire size: .023. 5/8"-11 arbor hole. 3" knotted cup brush. Direct spindle mount on angle grinder. For fast removal of heavy rust, corrosion, weld scale, and spatter. Ideal for tight operations, corners, and angle welds. Wire size: .020. Maximum speed 14,000 RPM.



Product No.	Mfg. No.	Description	Order Mult.	Weight	Unit Cost
354678-B	DW4910	3" diameter speed 14,000 RPM, .014 wire size	1/0/5	.626	15.99 EA
354686-C	DW4915	3" diameter, maximum speed 14,000 RPM, .014	1/0/5	.626	16.49 EA

Black & Decker/DWLT

Crimped Cup Brush - Direct spindle mount on angle grinder. Continuous brushing action on large surfaces, edge cleaning, quick removal of light rust, paint, dirt, and corrosion. Use for surface conditioning and metal preparation. Wire size: .020". 5/8"-11 arbor hole.



Product No.	Mfg. No.	Description	Order Mult.	Weight	Unit Cost
354694-C	DW4920	3" diameter, maximum speed 14,000 RPM	1/0/5	.626	16.49 EA

Black & Decker/DWLT

Full Cable Twist Wire Wheel - Direct spindle mount on angle grinder. For narrow to medium width work. Excellent for cleaning welds.



Product No.	Mfg. No.	Description	Order Mult.	Weight	Unit Cost
354708-B	DW4930	4" diameter, 5/8"-11 arbor, .020 wire size, maximum speed 20,000 RPM, carbon steel, carded	1/0/5	.500	13.79 EA
354716-C	DW4935	4" diameter, 10mm x 1.25 arbor, .020 wire size, maximum speed 20,000 RPM, carbon steel, bulk	1/0/5	.500	13.99 EA

Black & Decker/DWLT

Arbor Adaptor - To adapt 5/8"-11 arbor brushes to M10 x 1.25 spindle.



Product No.	Mfg. No.	Description	Order Mult.	Weight	Unit Cost
354732-C	DW4900	5/8" Arbor Adaptor	1/0/5	.013	4.29 CD

Black & Decker

Mouse Sander And Polisher - Compact design and orbital action of mouse makes it ideal for finish and detail sanding, polishing metals, and scrubbing grout/paint from windows. Soft gel grips give comfort and control. Interchangeable bases let you switch easily between jobs. Hook and loop system for fast paper changes. Kit includes assorted sandpaper, scrubbing, and sanding tips, foam pads, steel wool, and plastic kit box. .5A motor. 11,000 OPM.



Product No.	Mfg. No.	Description	Order Mult.	Weight	Unit Cost
383716-A	MS550GB	Mouse Polisher & Sander	1/0/2	3.500	39.99 KT

Black & Decker

3.6V Versapak™ Cordless Screwdriver - Pivot Driver™ handle locks in 2-positions. Removable VersaPak™ battery works with all VersaPak™ products. 180 RPM, forward/reverse switch. Automatic spindle lock for manual screwdriving. Includes battery, charger, and double-ended bit.



Product No.	Mfg. No.	Description	Order Mult.	Weight	Unit Cost
321141-A	VP750	Cordless Screwdriver	1/0/3	2.300	29.49 EA

Black & Decker

VersaPak™ Batteries and Charger Kit - Starter kit for VersaPak™ interchangeable battery tool system. Charges 1 or 2 VersaPak™ batteries in 3 hours. Lights indicate charging. Unit can be wall mounted. Includes 1 model No. VP130 charger and 2 model No. VP100 3.6V batteries.



Product No.	Mfg. No.	Description	Order Mult.	Weight	Unit Cost
369489-A	VP135	Battery Charger	1/0/5	.750	24.99 EA

Black & Decker

3.6V VersaPak™ Battery - Interchangeable battery for use in all VersaPak™ products. Designed for repetitive recharging with no memory effect.



Product No.	Mfg. No.	Description	Order Mult.	Weight	Unit Cost
367389-A	VP100	3.6v Battery Pack	1/5/20	.375	13.49 EA

Black & Decker

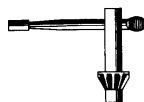
1/2" VSR Drill - Reversible for backing out screws and jammed drill bits. Triple gear reduction for greater torque. Lock-on switch for continuous use. Ball-thrust and sleeve bearings. Side handle for greater control. Includes chuck key and 360° side handle. 0-750 RPM, 5A. 6' cord. Full 2 year home-use warranty.



Product No.	Mfg. No.	Description	Order Mult.	Weight	Unit Cost
321125-A	DR501	1/2" Vsr Drill	1/0/2	6.563	49.99 EA

Black & Decker

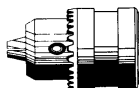
Replacement Chuck Keys - Precision-crafted keys to fit a variety of drill chucks.



Product No.	Mfg. No.	Description	Order Mult.	Weight	Unit Cost
319384-D	70-006	1/4" and 3/8" chuck size, 1/4" pilot hole, B & D drill model No. 1921, 1940, 1985, 1975, and 5921	1/5/50	.060	5.29 EA
345228-D	U1529	1/4" and 3/8" chuck size, 1/4" pilot hole	1/5/50	.064	1.99 EA
345219-D	U1524	1/4" and 3/8" chuck size, 15/64" pilot hole	1/3/60	.090	2.99 EA
345193-D	U1507	1/4" chuck size, 5/32" pilot hole	1/0/50	.047	2.29 EA
345237-D	U1533	3/8" and 1/2" chuck size, 9/32" pilot hole, B & D drill model No. 7204, 7224, 7254, 7264, and 7277	1/5/50	.094	2.49 EA
345246-D	U1531	3/8" and 1/2" chuck size, 11/32" pilot hole	1/0/50	.125	3.29 EA
345200-D	U1508	1/2" chuck size, 1/4" pilot hole, B & D drill model No. 1311 and 1317	1/5/50	.125	3.49 EA

Black & Decker

Chuck - Replacement chucks. Consumer quality, 1/2" chuck size, 1/2-20 thread size, packed with B & D chuck key model No. U1553, use with B & D drill model No. 7204, 7224, 7254, 7264, and 7277.



Product No.	Mfg. No.	Description	Order Mult.	Weight	Unit Cost
348662-C	70-012	1/2" Keyed Chuck	1/2/20	.720	18.99 EA



Chuck Keyholder - Attaches chuck key to drill cord.



Product No.	Mfg. No.	Description	Order Mult.	Weight	Unit Cost
327301-D	14929	Chuck Key Holder	1/5/100	.026	1.29 EA

Black & Decker

Workmate® 225 - Features: Folds easily for storage and transport. Exclusive clutch design makes clamping easy and allows for fine tuning. Durable steel construction holds up to 450 lb. Dual height, bench and sawhorse, for multiple uses. Swivel pegs hold shapes up to 16" wide and 24" diagonally. Work bench height: 30-1/8".



Product No.	Mfg. No.	Description	Order Mult.	Weight	Unit Cost
333263-A	WM225	Workmate	0/0/1	30.000	62.99 EA

Black & Decker

Workmate® 425 - Advanced, One Handed Clamp™ system with exclusive clutch design for easy clamping. Front jaw swings up for vertical clamping. Folds for easy storage and carrying. Vise jaws angle to hold wedge shapes up to 8-5/16" wide. Swivel pegs hold shapes up to 18-3/4" parallel and 29-3/8" diagonal. Heavy-gauge steel holds up to 550 lbs. Accepts most mounted power tools. Workbench height: 31-1/8". Includes extra work surface board for 20-3/4" x 29-1/8" size.



Product No.	Mfg. No.	Description	Order Mult.	Weight	Unit Cost
300748-B	WM425	Workmate	0/0/1	44.000	104.99 EA

**WHAT You
NEED
WHEN You
NEED It!**